



UNIVISION
NOTICIAS

UNIDOS US

SOMOS

NATIONAL SURVEY OF LATINOS

UNIVERSITY of **HOUSTON**
CENTER for MEXICAN AMERICAN STUDIES

ASU Arizona State
University

Center for Latina/os and American Politics

Latino  Decisions

October 2020

About the Survey

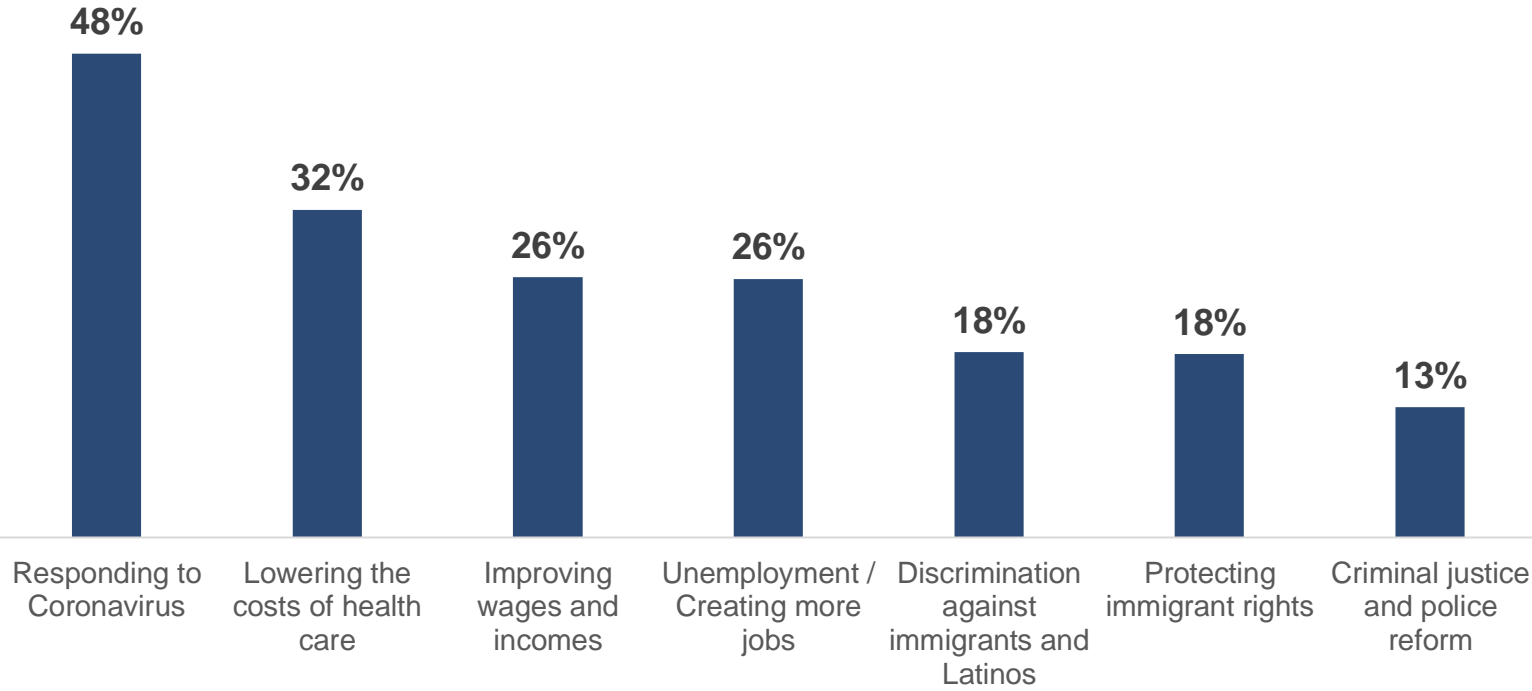
- N=2,608 Latino adults (MOE +/- 1.92%)
 - N=2,307 registered voters (MOE +/-2.04%)
 - State oversamples N=400 RV: AZ, TX, FL, PA (MOE +/-4.89%)
- Field dates: October 17-25, 2020
- English or Spanish according to respondent preference
- Blended mode: online and live phone interviews
- Content: 2020 election, issue priorities, COVID19 impact

Issue Priorities

Overall, what are the most important issues that you want for the next president to address?

Health care costs, wages, and jobs were already top issues for Latinos, COVID-19 has amplified these concerns.

Discrimination against Latinos and immigrants now ranks among the most-cited priority issues.



Source: Univision News National Survey of Latino Adults October 17- 25, 2020
All adults (N=2,608) MoE +/- 1.92% ; Registered Voters (N=2,307) MoE +/- 2.04%

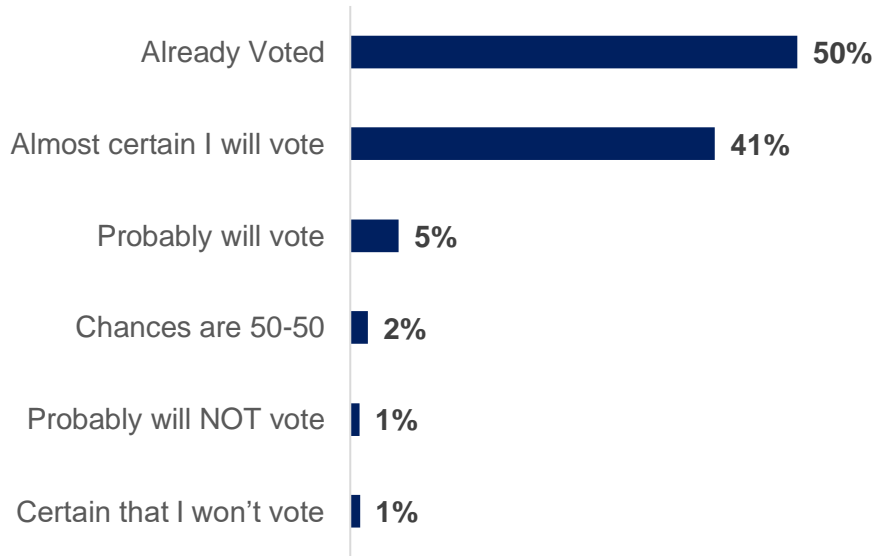


UNIVERSITY of HOUSTON
CENTER for MEXICAN AMERICAN STUDIES



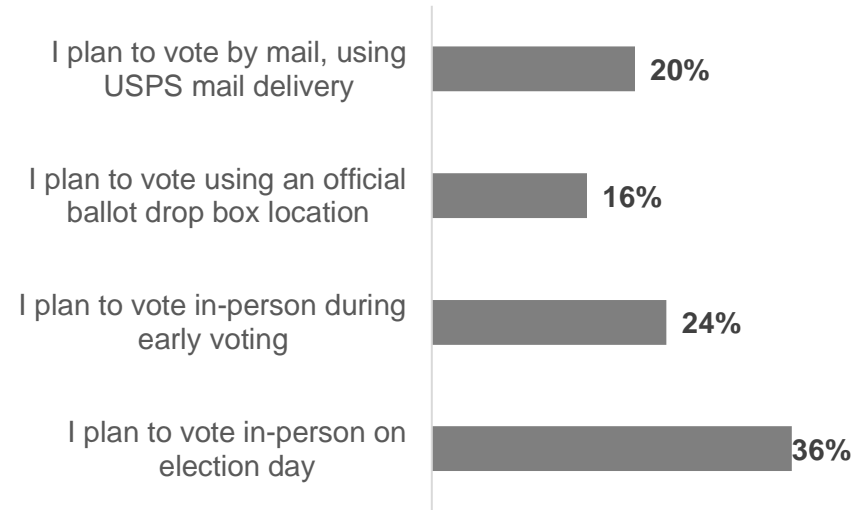
Many voters have voted or plan to vote before election day

National Vote Likelihood



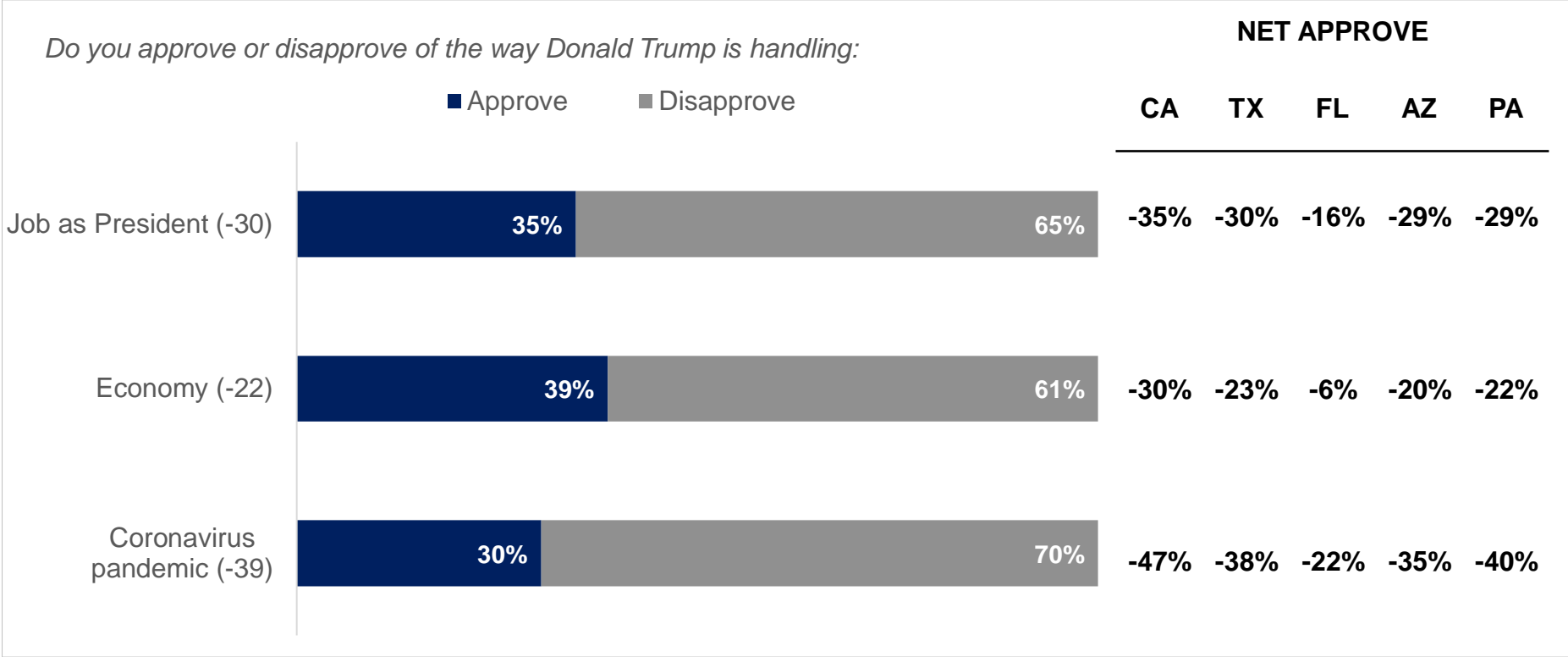
Of the 50% who have already voted, 26% have voted by mail, 9% dropbox location, 15% early in person

Vote Plans (among those who have not voted)



Of the remaining 50% who have not yet voted, 36% indicate they will be voting in person

Voters view Trump negatively in terms of: overall job performance, the economy, and pandemic response



Source: Univision News National Survey of Latino Adults October 17- 25, 2020
 All adults (N=2,608) MoE +/- 1.92% ; Registered Voters (N=2,307) MoE +/- 2.04%



UNIVERSITY of HOUSTON
 CENTER for MEXICAN AMERICAN STUDIES



Favorability

Please indicate your overall opinion of:

(Net favorable)

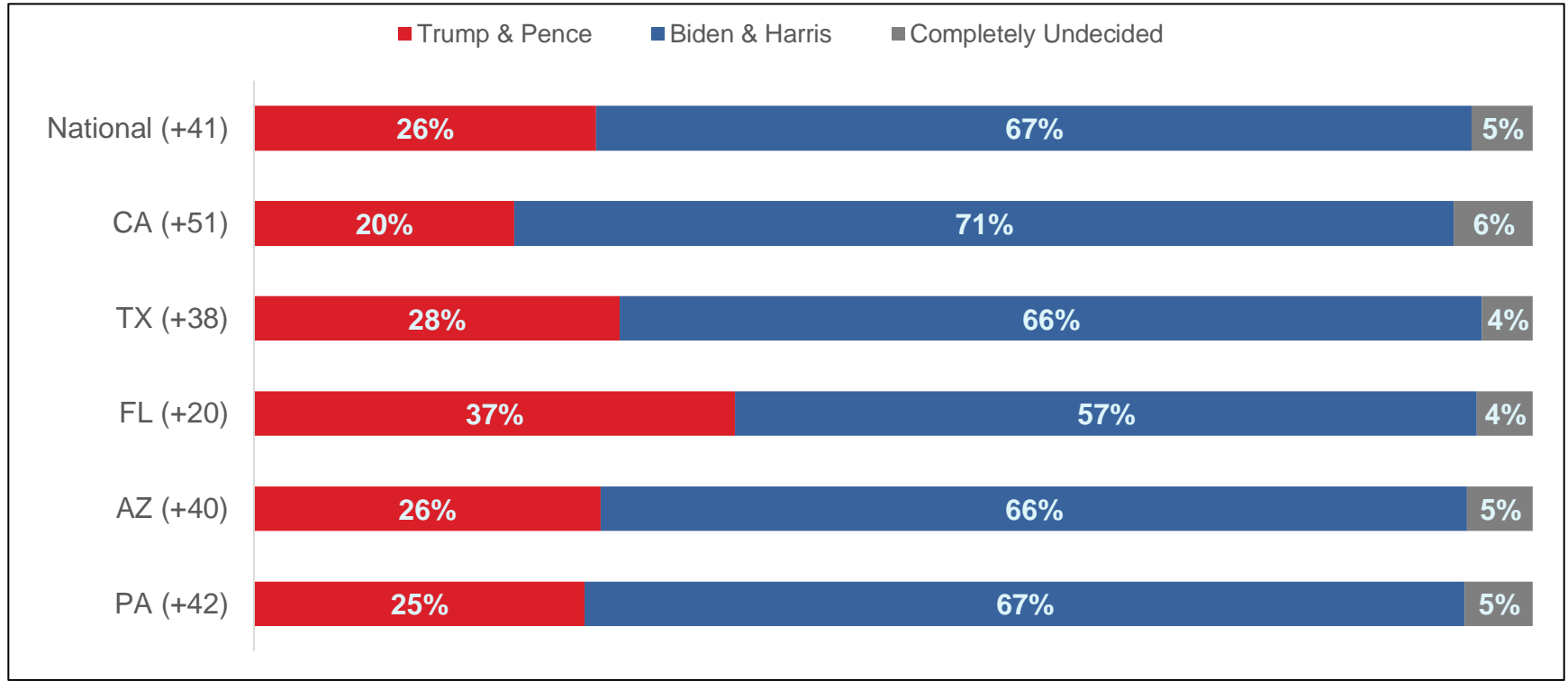
■ Favorable

■ Unfavorable



Presidential Vote

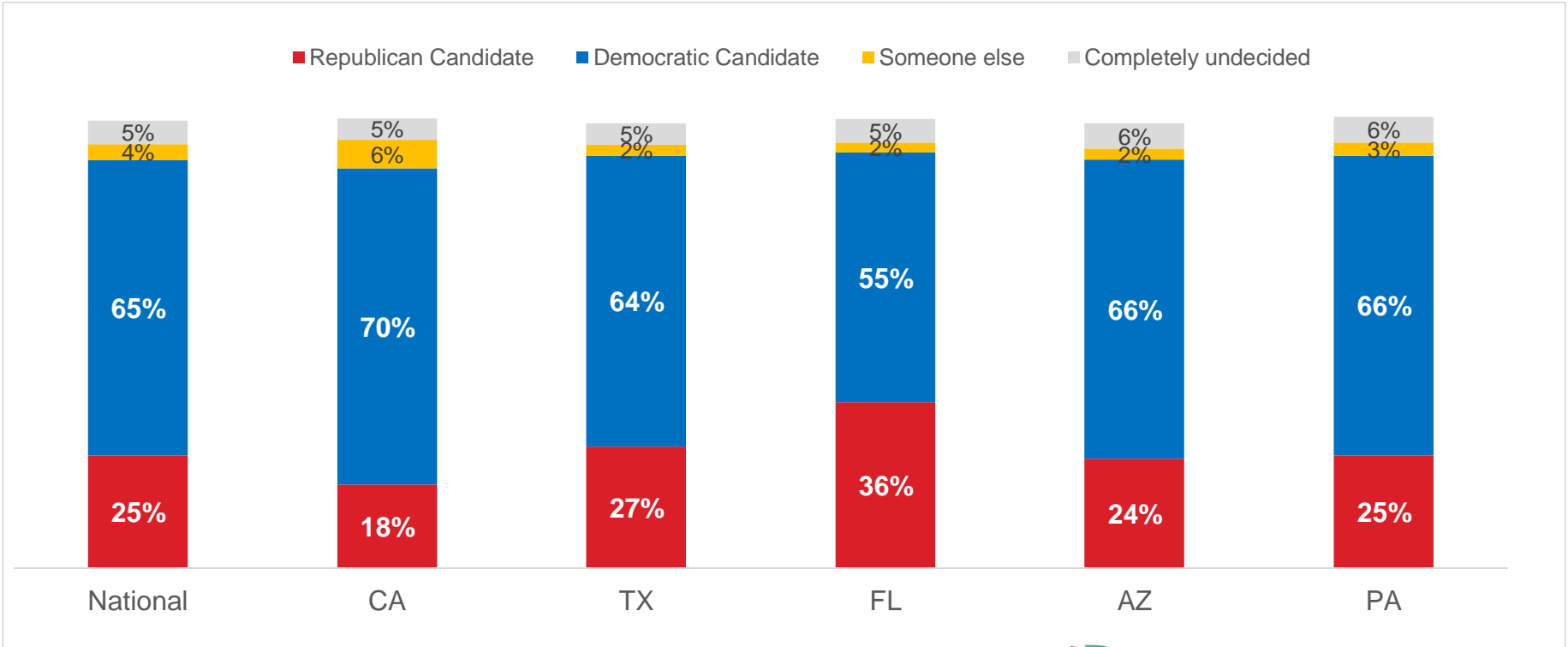
Thinking about the 2020 presidential election, did you vote for/do you plan to vote for...



Source: Univision News National Survey of Latino Adults October 17- 25, 2020
All adults (N=2,608) MoE +/- 1.92% ; Registered Voters (N=2,307) MoE +/- 2.04%

Generic House Vote

Thinking about the 2020 election for Congress. In your district here in [STATE] [did you / do you plan to vote for] the Republican candidate, or for the Democratic candidate for the U.S. House of Representatives?

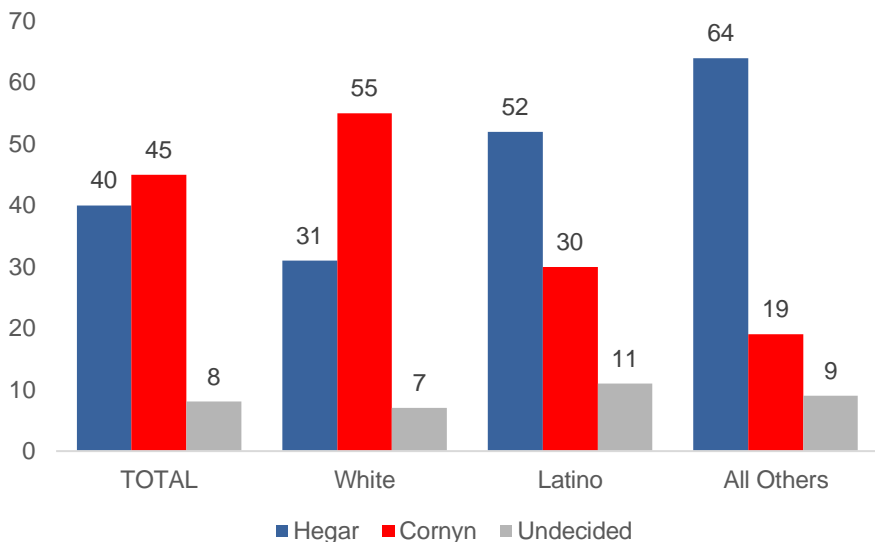


Source: Univision News National Survey of Latino Adults October X- X, 2020
All adults (N=2,608) MoE +/- 1.92% ; Registered Voters (N=2,307) MoE +/- 2.04%

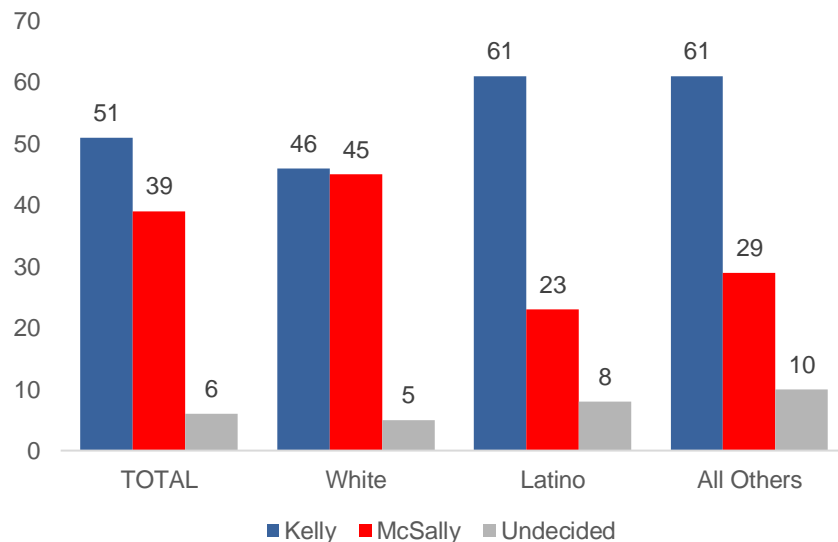
Senate Vote

Thinking about the 2020 election for U.S. Senate here in [TX/AZ], did you vote for / do you plan to vote for {the Republican Candidate} or for {the Democratic Candidate}?

TX Senate



AZ Senate

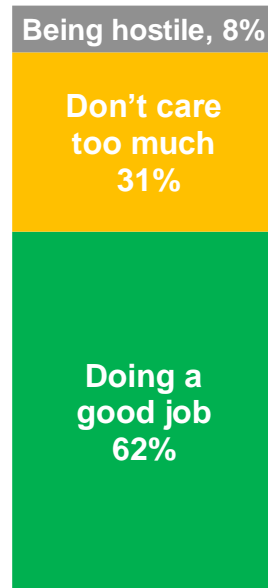


Source: Univision News National Survey of Latino Adults October 17- 25, 2020
 All adults (N=2,608) MoE +/- 1.92% ; Registered Voters (N=2,307) MoE +/- 2.04%

Views on Party Outreach to Latinos

In what you have seen so far in the 2020 election, would you say that [Joe Biden and the Democrats / Donald Trump and the Republicans] are currently doing a good job of reaching out to [Hispanic/Latinos], that they don't care too much about [Hispanics/Latinos], or that they are being hostile towards [Hispanics/Latinos]?

Joe Biden and the Democrats...



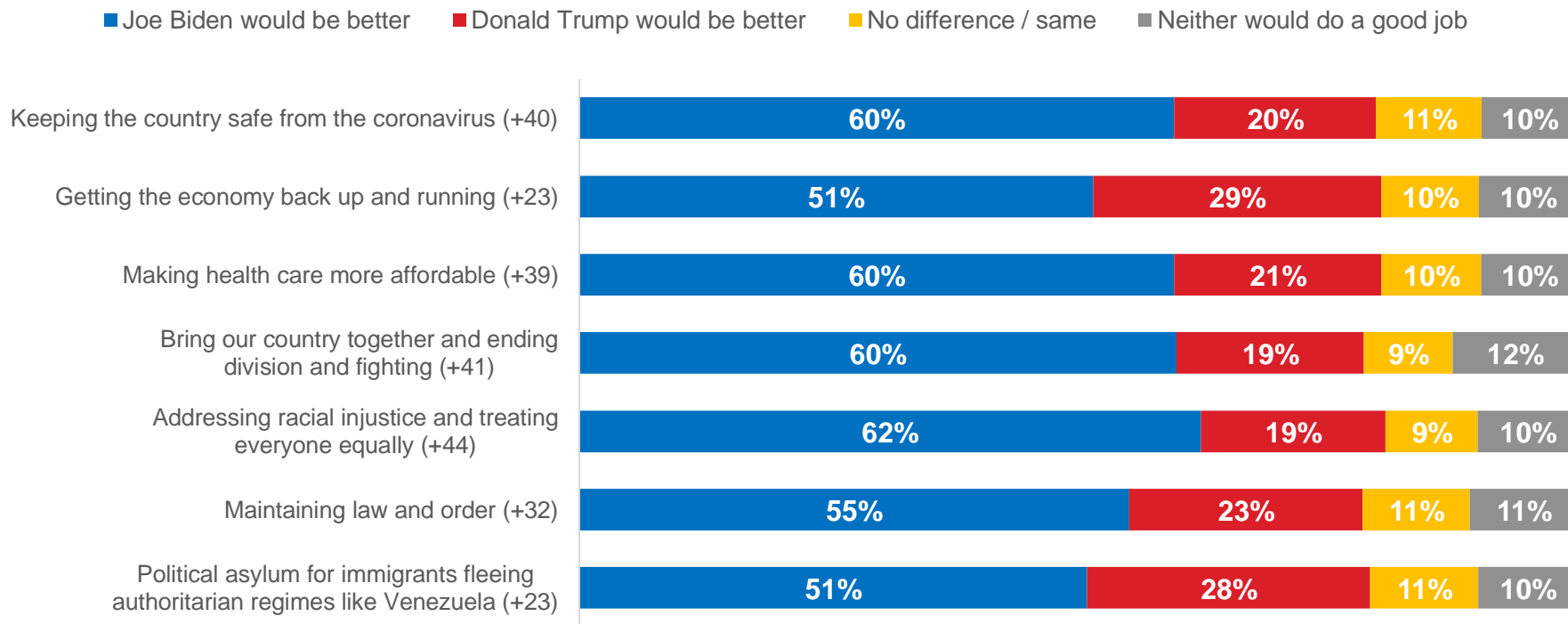
Donald Trump and the Republicans...



Source: Univision News National Survey of Latino Adults October 17- 25, 2020
All adults (N=2,608) MoE +/- 1.92% ; Registered Voters (N=2,307) MoE +/- 2.04%

Voters prefer Biden on handling of issues

Please indicate if you think Donald Trump or Joe Biden would do a better job handling:



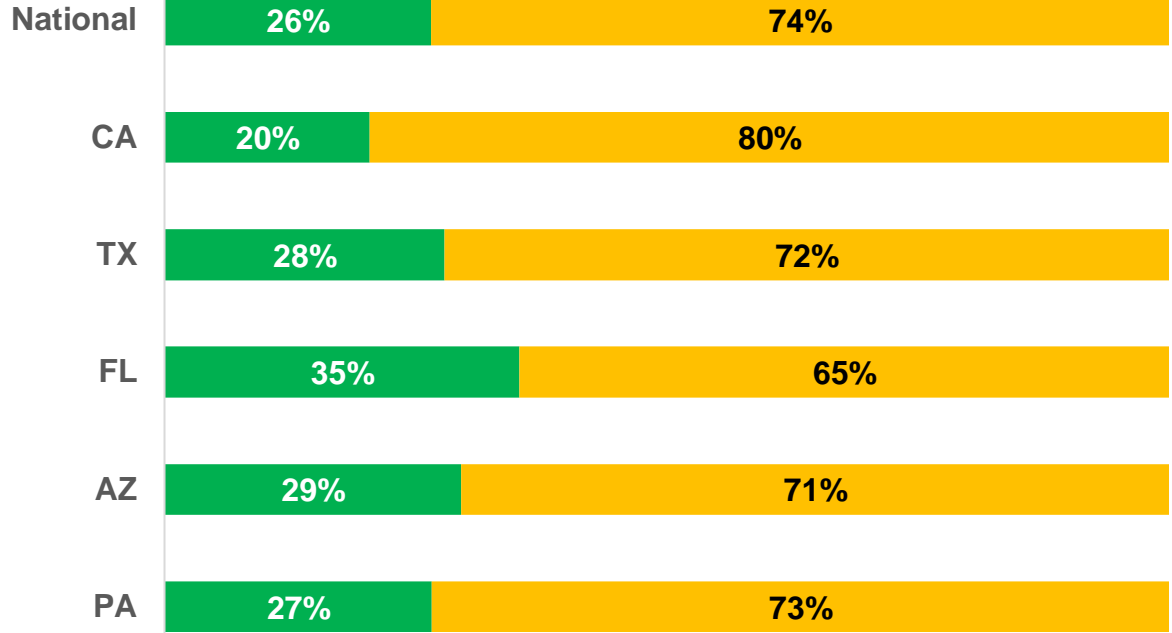
Source: Univision News National Survey of Latino Adults October 17- 25, 2020
 All adults (N=2,608) MoE +/- 1.92% ; Registered Voters (N=2,307) MoE +/- 2.04%

Evaluation on Trump on Pandemic

Since the start of the coronavirus pandemic until today, do you think:

■ President Trump had a plan to stop the coronavirus, and did everything he could to try and slow and stop coronavirus

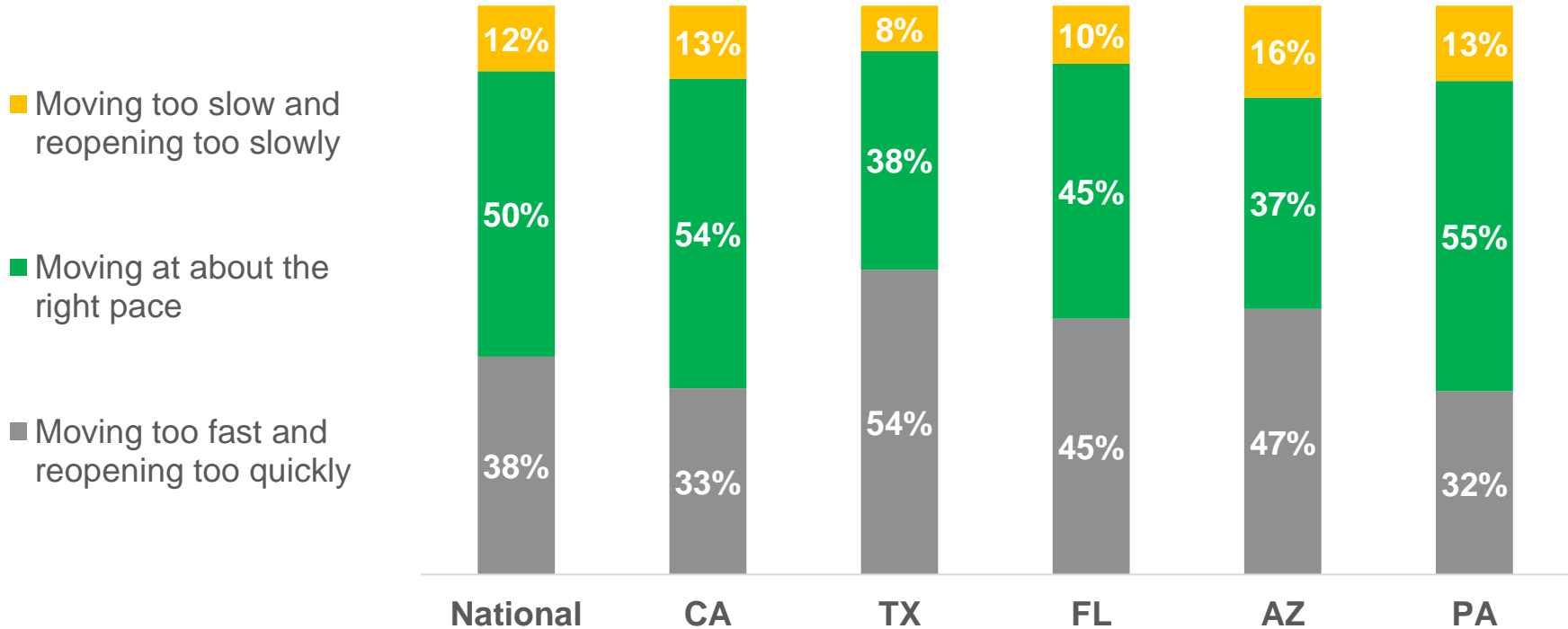
■ President Trump was slow to act and his delays and mismanagement led to increased spread of coronavirus and too many deaths



Source: Univision News National Survey of Latino Adults October 17- 25, 2020
All adults (N=2,608) MoE +/- 1.92% ; Registered Voters (N=2,307) MoE +/- 2.04%

Evaluation of State Reopenings

In thinking about the issue of reopening your state in relation to the coronavirus pandemic, do you think [STATE] is:



Source: Univision News National Survey of Latino Adults October 17- 25, 2020
All adults (N=2,608) MoE +/- 1.92% ; Registered Voters (N=2,307) MoE +/- 2.04%

Prevalence and Proximity to COVID-19

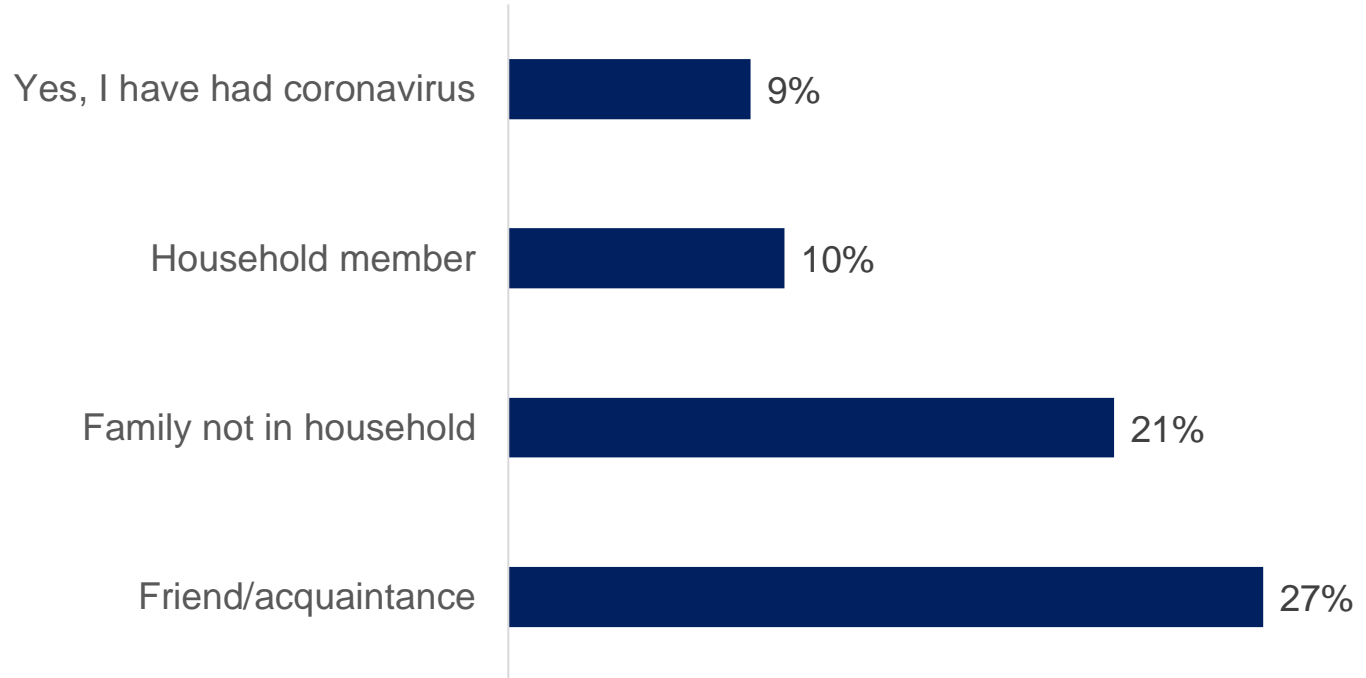
About one in ten (10%) of Latino households report at least one person in the home contracted coronavirus.

One in four (27%) have one or more friends or acquaintances who have/had it.

One in five (21%) have family members, outside the household, who have gotten coronavirus.

Note: these are not mutually exclusive categories.

Have you or a family member or friend become ill due to the coronavirus?
(Percent yes for each category illustrated)



Source: Univision News National Survey of Latino Adults October 17- 25, 2020
All adults (N=2,608) MoE +/- 1.92% ; Registered Voters (N=2,307) MoE +/- 2.04%

Half of Latino Households Have Lost Jobs and Income

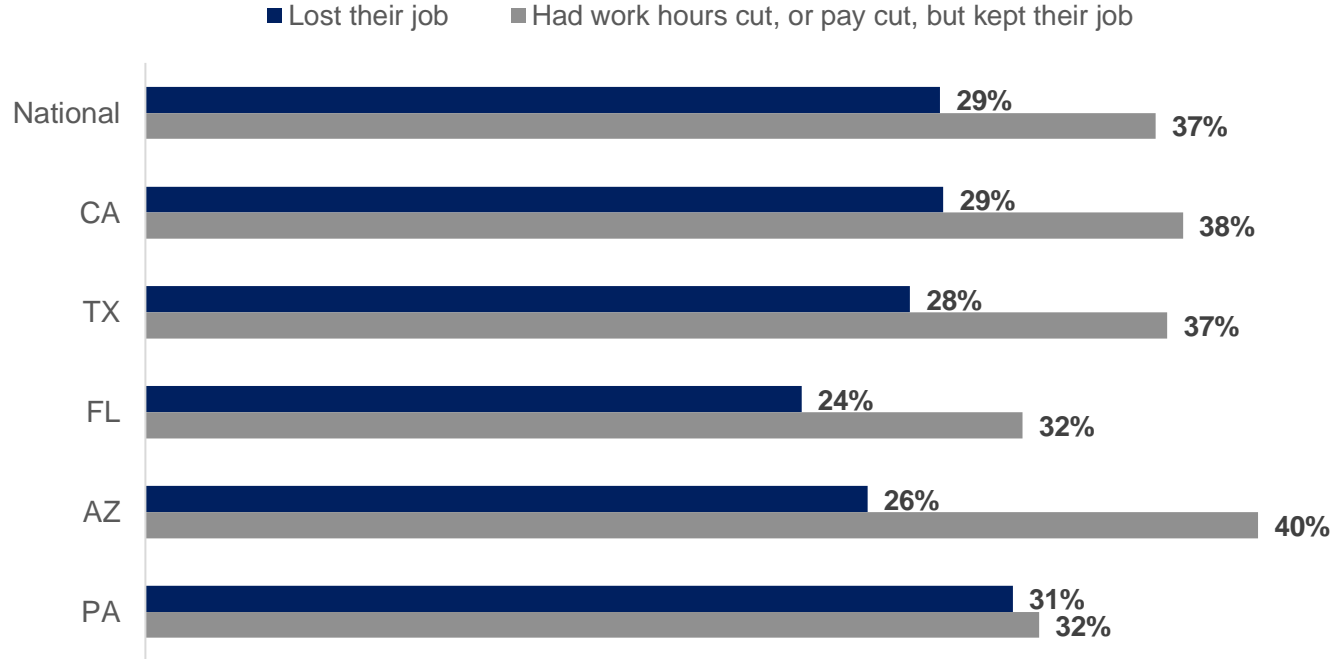
The economic losses are staggering:

* More than half of all Latino households have lost work or income (lay off, pay cut, closing their business) due to the pandemic.

* 29% have had trouble paying monthly rent or mortgage payment.

* 24% are currently unemployed and looking for work

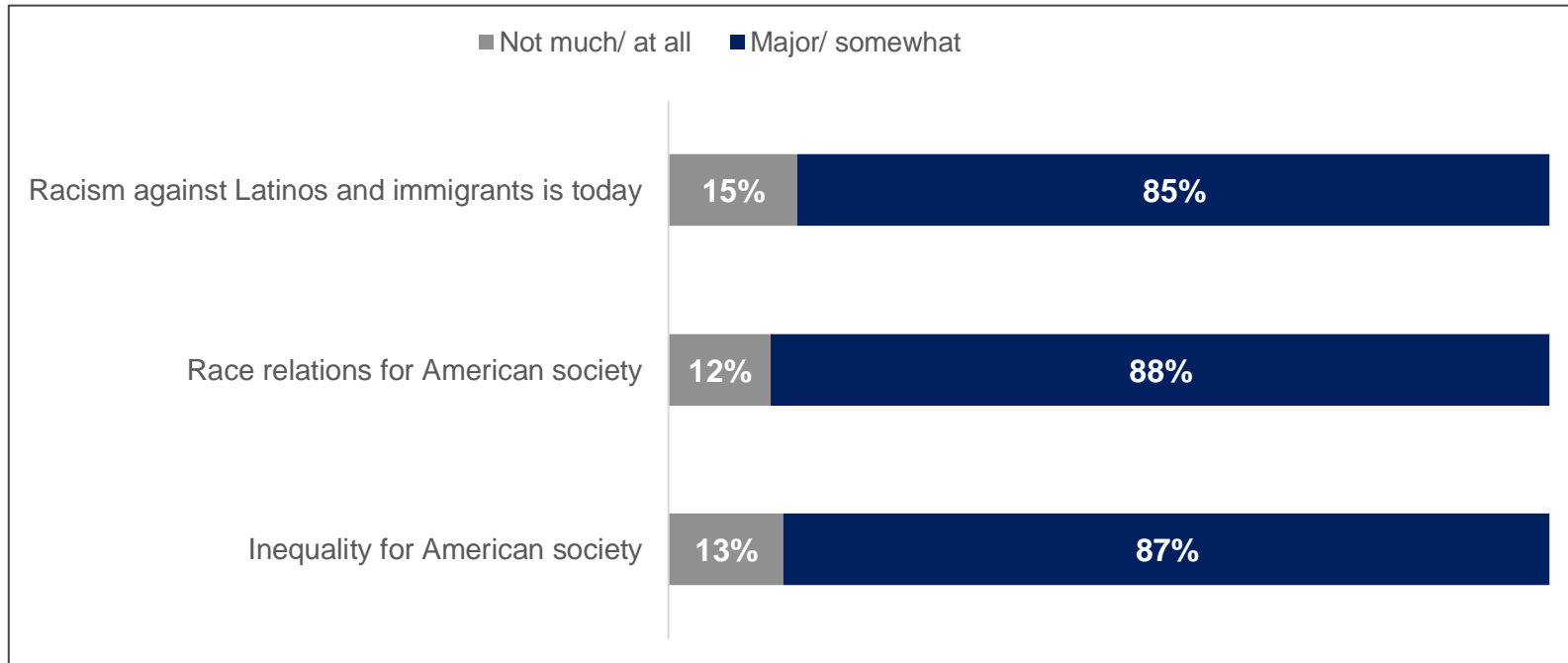
Percent of households that experienced a job loss and pay/hours cut due to the pandemic.



Source: Univision News National Survey of Latino Adults October 17- 25, 2020
All adults (N=2,608) MoE +/- 1.92% ; Registered Voters (N=2,307) MoE +/- 2.04%

Racism, Discrimination, and Inequality

How serious a problem is [racism against Latinos and immigrants today / race relations for American society/ Inequality for American society]?



Source: Univision News National Survey of Latino Adults October 17- 25, 2020
All adults (N=2,608) MoE +/- 1.92% ; Registered Voters (N=2,307) MoE +/- 2.04%



UNIDOS US

SOMOS

NATIONAL SURVEY OF LATINOS

UNIVERSITY of **HOUSTON**
CENTER for MEXICAN AMERICAN STUDIES

ASU Arizona State
University

Center for Latina/os and American Politics

Latino  Decisions

October 2020