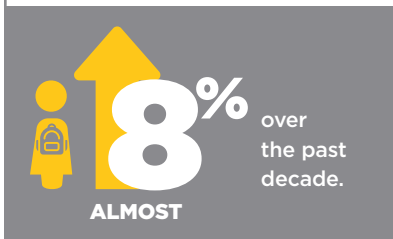
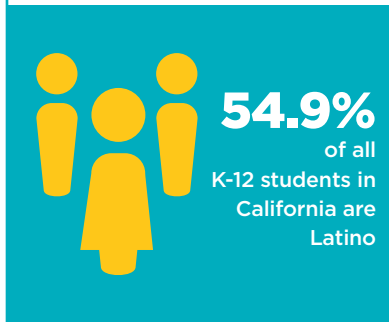


California has the LARGEST LATINO STUDENT POPULATION

in the United States and its Latino student population increased by almost 8% over the past decade.¹



There are 3,381,198 Latino students in California's public schools (54.9%) (2019-20 SY).²



Only 21% OF CALIFORNIA PUBLIC SCHOOL TEACHERS ARE LATINO

(as of 2018-19).³

Top 5 Counties with Largest Latino Student Population SY 2017-18⁵

County	% Population
Imperial	91.4%
Monterey	79%
Tulare	77.5%
Colusa	77.1%
San Benito	74.1%

In 2017, there were **306,545 LATINO STUDENTS ENROLLED** in California's public charter schools.⁴



Top 5 Counties with largest Largest Latino Student Enrollment SY 2017-18⁶

County	# Enrolled
Los Angeles	969,055
Riverside	273,491
San Bernardino	261,777
San Diego	244,753
Orange	238,661

Percentage of students identified with disabilities⁷⁻⁸


Latino Students	12%
English learners (ELs)	16.6%

The most socioeconomically disadvantaged student groups in California^{9*}

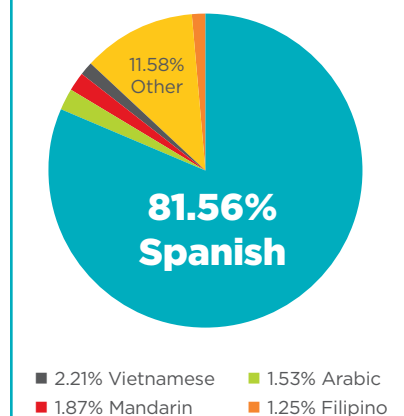
Latino Students	80%
Black Students	75%
White Students	31%

* Socioeconomically disadvantaged students are those for whom neither of their parents received a high school diploma and/or those who are eligible for FRPL.

Only **66% OF LATINO HOUSEHOLDS HAVE BROADBAND** at home.¹⁰



Most common home language of California ELs¹¹



In the 2018-19 SY, there were **APPROXIMATELY 1.2 MILLION ENGLISH LEARNERS** in California public schools.¹²



59% OF THE TOTAL SECONDARY SCHOOL EL POPULATION IN CALIFORNIA IS IDENTIFIED AS “LONG-TERM ENGLISH LEARNERS”

in U.S. schools for more than six years without reaching sufficient English proficiency to be reclassified.

Long-Term English Learners (LTELs) have higher dropout rates and lower college going rates than their peers.¹³

California has the highest number and share of ELs.¹⁴



Only 68% OF ELS GRADUATED FROM HIGH SCHOOL in SY 2017–2018.¹⁵

The majority of ELs (70.2%) are **ENROLLED IN THE ELEMENTARY GRADES (K-6).**¹⁶



80% of California’s Latino students graduate from high school, but only 39% of Latino students that graduate from high school do so having completed the courses required for entrance to a University of California or California State University campus

compared to 52% of White students and 74% of Asian students.¹⁷

About UnidosUS

UnidosUS, previously known as NCLR (National Council of La Raza), is the nation’s largest Hispanic civil rights and advocacy organization. Through its unique combination of expert research, advocacy, programs, and an Affiliate Network of nearly 300 community-based organizations across the United States and Puerto Rico, UnidosUS simultaneously challenges the social, economic, and political barriers that affect Latinos at the national and local levels.

For more than 50 years, UnidosUS has united communities and different groups seeking common round through collaboration, and that share a desire to make our country stronger. For more information on UnidosUS, visit www.unidosus.org, or follow us on [Facebook](#), [Instagram](#), and [Twitter](#).

References

- California Department of Education, Educational Demographics Unit, *Enrollment by Ethnicity for 2009-10: Statewide Enrollment by Ethnicity* (with county data) (Sacramento, CA: CDE, 2011).
- California Department of Education, *Fingertip Facts on Education in California* (Sacramento, CA: CDE, 2020).
- Ibid.; and UnidosUS calculation.
- California Charter Schools Association, *Latino Student Performance at California Charter Schools* (Los Angeles, CA: CCSA, 2018).
- UnidosUS calculation using California Department of Education, Data Quest, “Enrollment in California public schools by ethnic designation, 2017-18.” Sacramento, CA, 2019.
- Manuel Buenrostro, *Latino Students in California’s K-12 Public Schools* (West Sacramento, CA: California School Boards Association, 2018).
- Ibid.
- California Department of Education, *California Practitioners’ Guide for Educating English Learners with Disabilities* (Sacramento, CA: CDE, 2019), <https://www.cde.ca.gov/sp/se/ac/documents/ab2785guide.pdf> (accessed July 1, 2020).
- Ibid.
- Public Policy Institute of California, *California’s Digital Divide* (San Francisco, CA: PPIC, 2019).
- Migration Policy Institute, National Center on Immigrant Integration Policy, *States and Districts with the Highest Number and Share of English Language Learners* (Washington, DC: MPI, 2015).
- Bialik, K. et al., “6 facts about English language learners in U.S. public schools,” *Pew Research Center*, October 25, 2018, <https://www.pewresearch.org/fact-tank/2018/10/25/6-facts-about-english-language-learners-in-u-s-public-schools/> (accessed July 1, 2020); and California Department of Education, *Facts about English Learners in California* (Sacramento, CA: CDE, 2020).
- Californians Together, *Reparable Harm: Fulfilling the Unkept Promise of Educational Opportunity for California’s Long Term English Learners* (Long Beach, CA: Californians Together, 2010), <http://blogs.edweek.org/edweek/learning-the-language/ReparableHarm2ndedition.pdf> (accessed August 4, 2020).
- Ibid.
- Julie Sugarman and Courtney Geary, *English Learners in California: Demographics, Outcomes, and State Accountability Policies* (Washington, DC: MPI, 2018).
- California Department of Education, *Facts about English Learners in California*.
- Manuel Buenrostro, *Latino Students in California’s K-12 Public Schools*.