



UNIDOS US

STRONGER COMMUNITIES. STRONGER AMERICA.

HART
RESEARCH
ASSOCIATES

HOW WILL HEALTHCARE IMPACT THE 2018 LATINO VOTE?

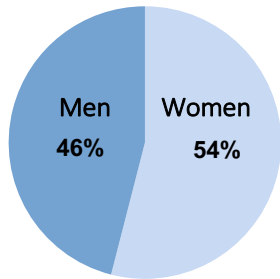
*Key findings from quantitative research conducted
June and July 2018*

Methodology

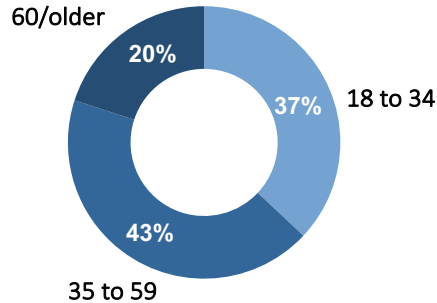
- Survey among 1,601 Latino registered voters nationwide, conducted June 25 to July 10, 2018
 - 961 telephone interviews (60%)
 - 370 completed on a landline
 - 591 completed on a cell phone
 - 640 interviews completed online (40%)
- All respondents had the option to take the survey in either English or Spanish.
- The combined sample is reflective of a national cross section of Latino voters, according to the latest U.S. Census and voter file data.

Characteristics of Survey Respondents

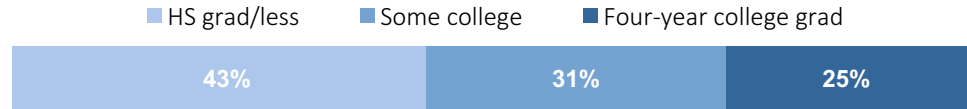
GENDER



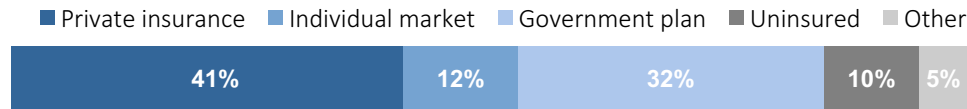
AGE



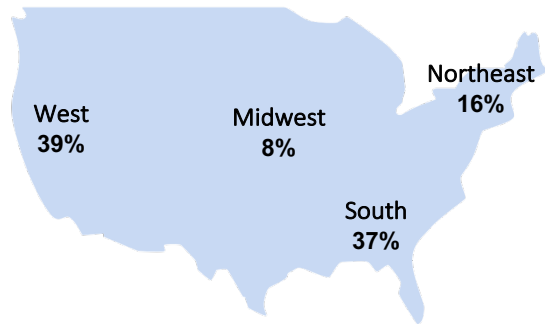
EDUCATION



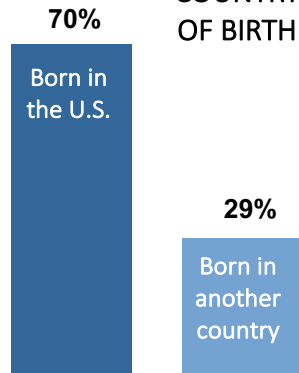
HEALTH INSURANCE



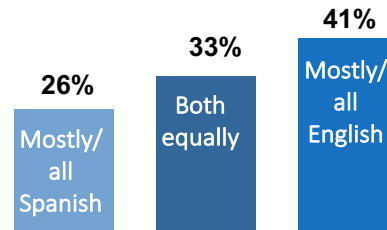
REGION



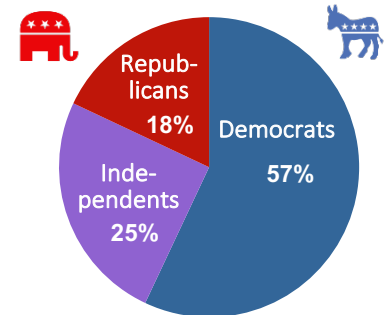
COUNTRY OF BIRTH



LANGUAGE SPOKEN AT HOME

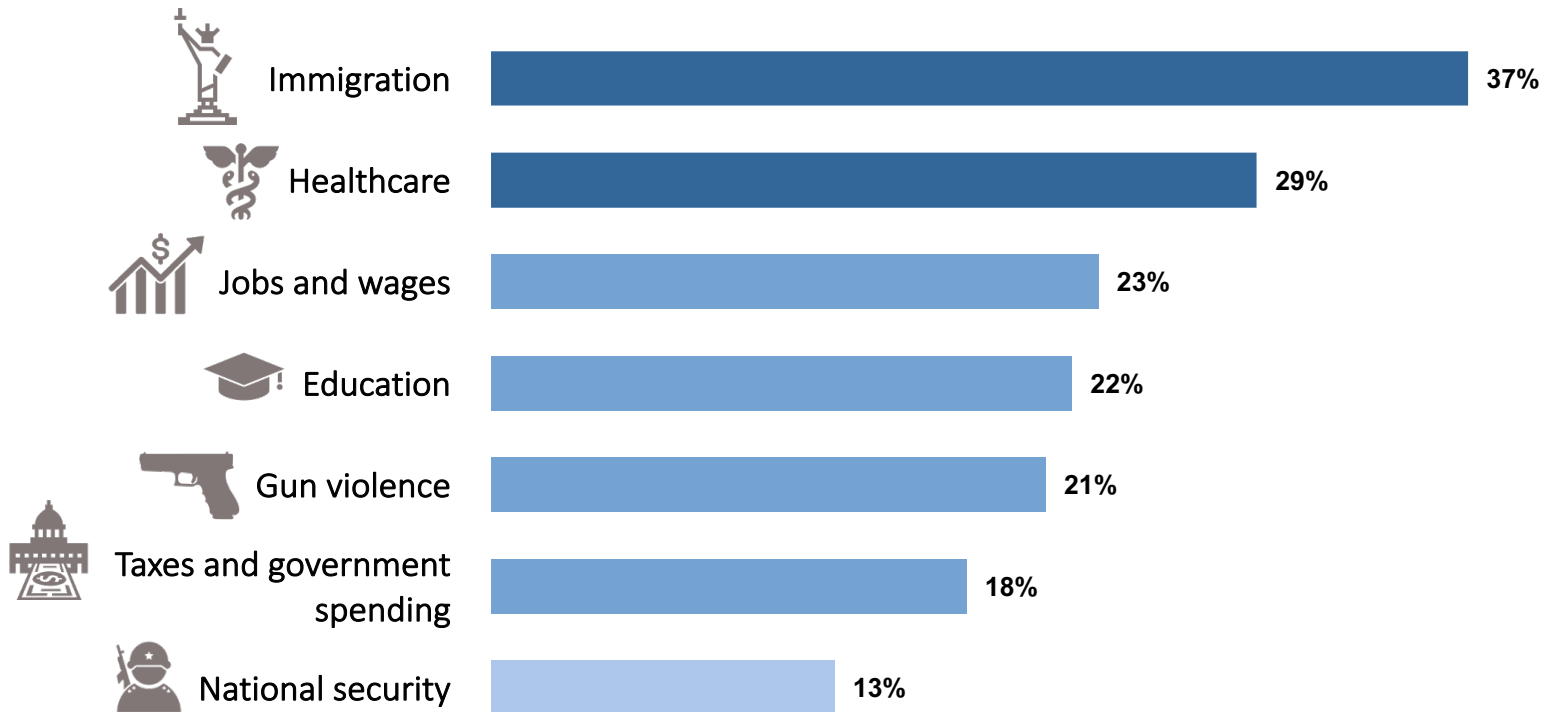


PARTY ID










Healthcare is a top-tier voting issue for Latinos this November, right behind immigration.

Two Most Important Issues in my Deciding How to Vote for Congress this Year



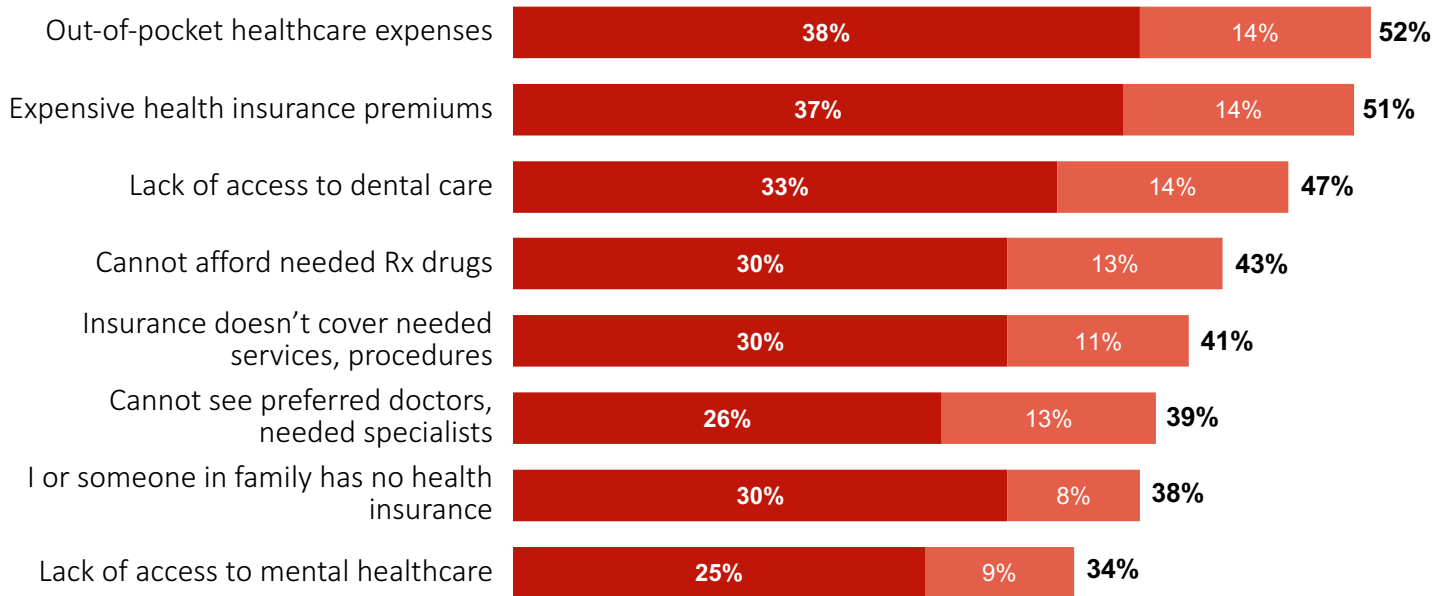
In fact, among non-Millennials, healthcare is tied with immigration as the number-one issue.

Two Most Important Issues in my Deciding How to Vote for Congress this Year

	Men	Women	Age 18 to 34	Age 35 to 49	Age 50/older	Democrats	Independents	Republicans
 Immigration	35%	39%	45%	32%	32%	40%	37%	30%
 Healthcare	26%	32%	24%	31%	32%	31%	28%	22%
 Jobs and wages	25%	22%	26%	25%	19%	21%	25%	29%
 Education	20%	23%	24%	20%	20%	23%	20%	17%
 Gun violence	18%	23%	22%	22%	19%	25%	16%	13%
 Taxes/government spending	23%	14%	21%	18%	15%	14%	24%	25%
 National security	15%	11%	9%	14%	15%	9%	14%	24%

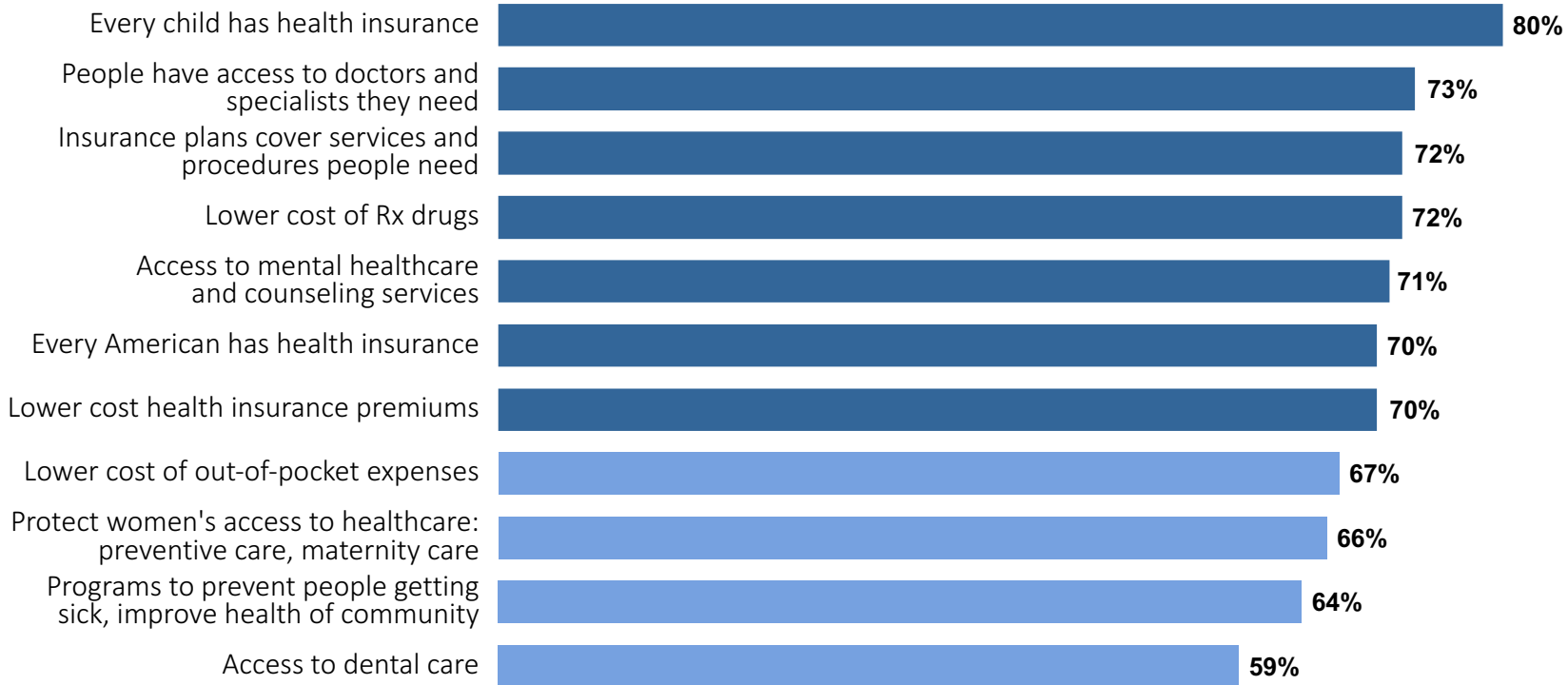
Driving Latinos' concern: a majority struggle with healthcare costs, many others lack access.

How big a problem is this for your family?

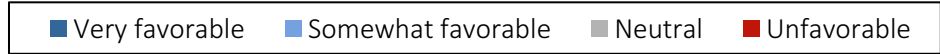


Large majorities believe the federal government should play a major role in ensuring people get the healthcare they need.

Proportions saying the federal government should play a MAJOR ROLE in achieving each goal



Latinos are very favorable toward public sector healthcare programs.



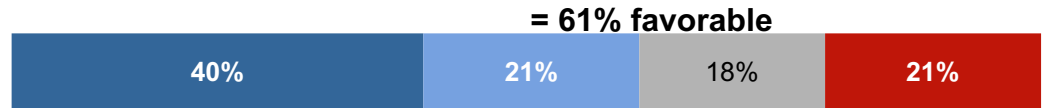
"CHIP"—the Children's Health Insurance Program, which provides healthcare for low-income children who aren't eligible for Medicaid



Medicaid, the health insurance program for low-income people and people with disabilities

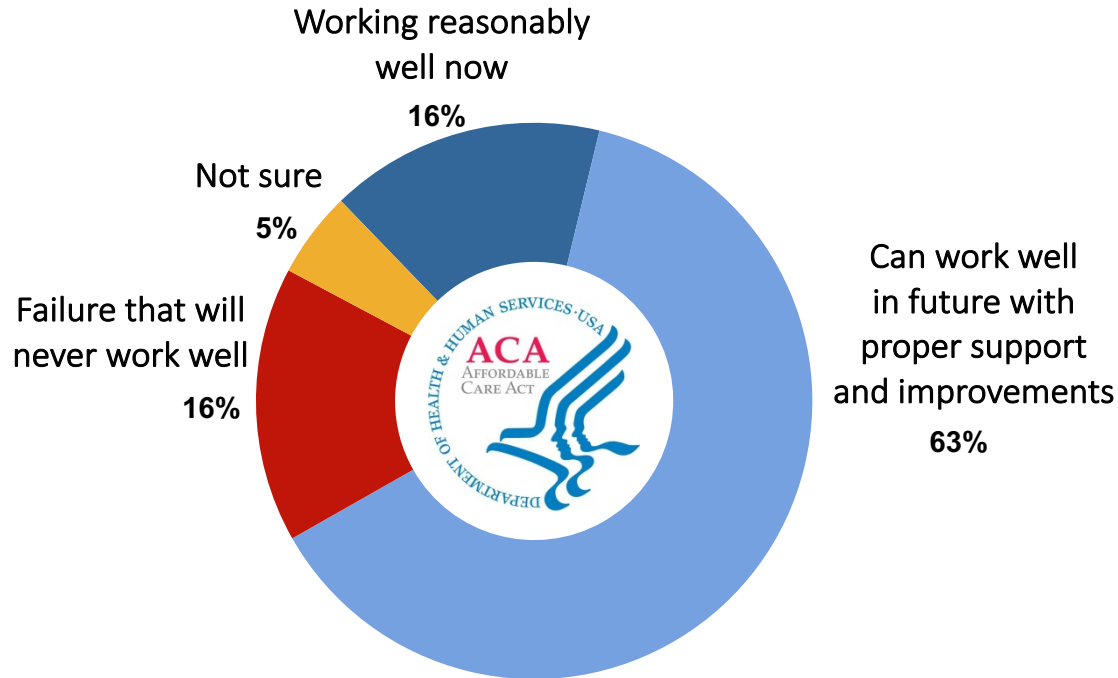


The Affordable Care Act, the healthcare law also known as "Obamacare"



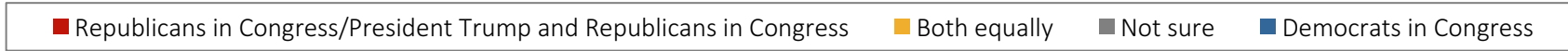
Latinos see room for improvements to the ACA, but just 16% consider it a failure that cannot work.

Which statement about the Affordable Care Act comes closest to your opinion?

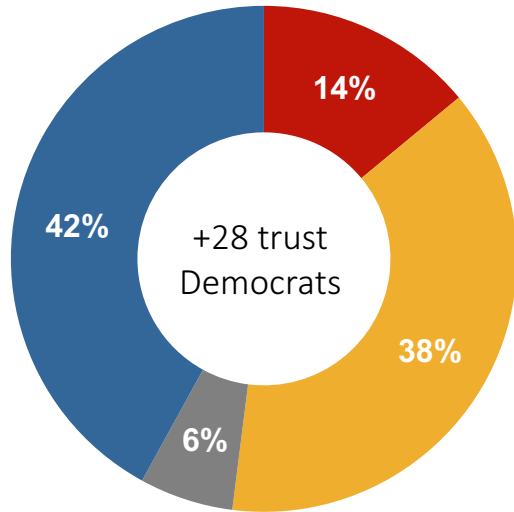


On healthcare, Latinos trust Democrats more than Republicans—especially when Trump’s name is attached to his party.

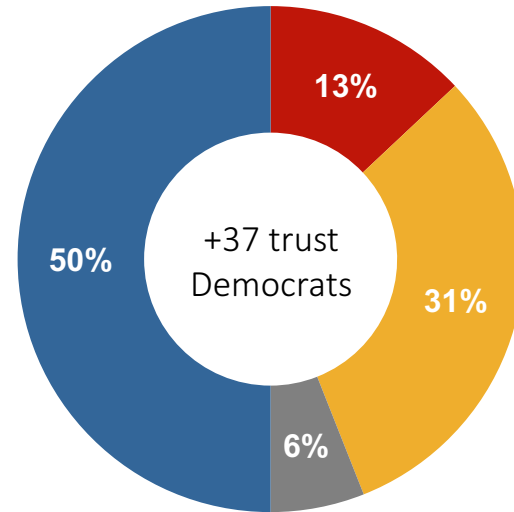
Whom do you trust more when it comes to dealing with the issue of healthcare?



Democrats vs. Republicans in Congress*



Democrats vs. **Trump** and Republicans in Congress*



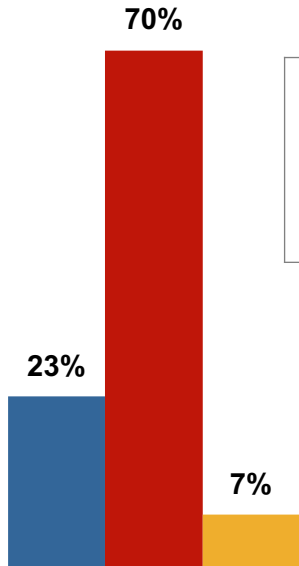
* Each asked of half the sample

More broadly, Latino voters disapprove of the job being done by President Trump and congressional Republicans.

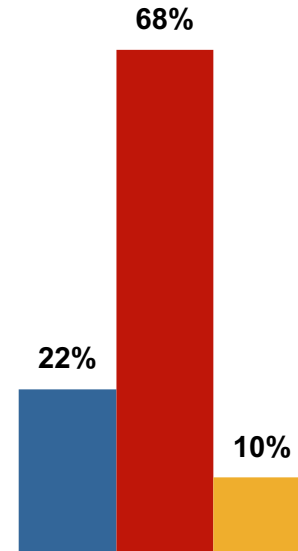
Job Approval of Donald Trump as President

Job Approval of Republicans as Majority Party in Congress

■ Approve ■ Disapprove ■ Not sure

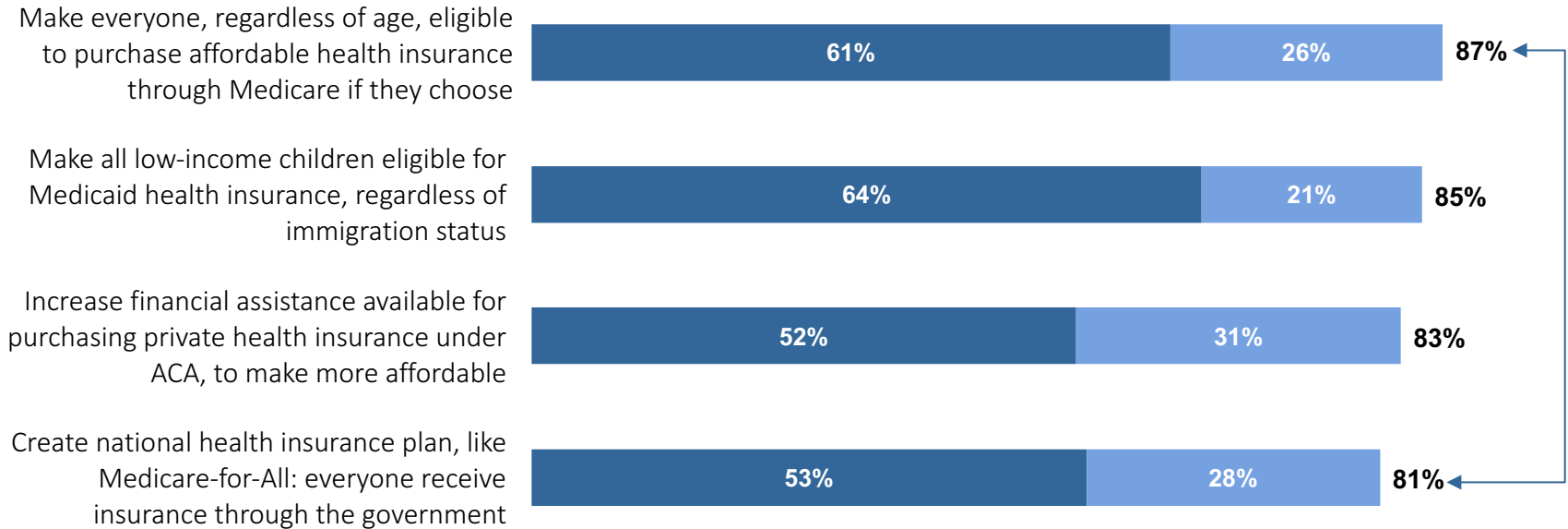



	Approve	Disapprove
Democrats	8%	87%
Independents	23%	66%
Republicans	69%	27%

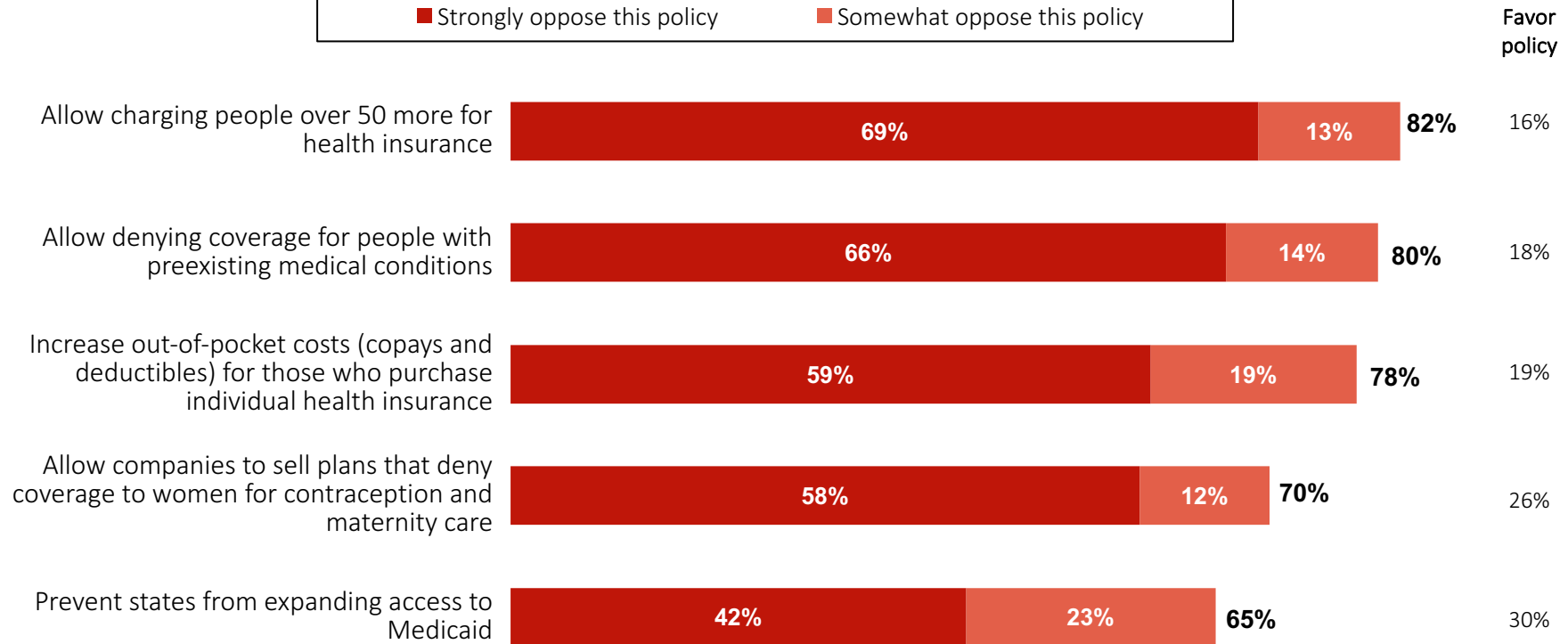



	Approve	Disapprove
Democrats	10%	83%
Independents	22%	62%
Republicans	59%	31%

Wide majorities support new policies designed to further expand access to affordable insurance.



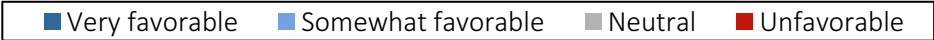
Several GOP proposals contained in the AHCA bill prove extremely unpopular.



Latinos have very favorable views of nutrition programs, and oppose efforts to cut or limit them.




Child nutrition programs like school lunch and breakfast



The Supplemental Nutrition Assistance Program, or SNAP, also known as food stamps



Lower nutrition standards for meals served in schools

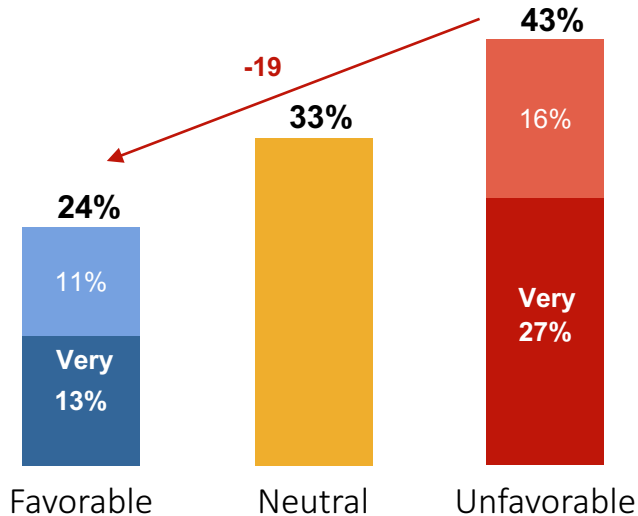


Reduce federal funding for food stamps by tens of billions of dollars



Latinos view the 2017 tax law more unfavorably than favorably, though many have a neutral view.

Attitude toward Tax Law Passed by Congress in December and Signed by President Trump



	Favorable	Neutral	Unfavorable	Net favorable
Men	29%	28%	43%	-14
Women	19%	37%	44%	-25
Democrats	13%	32%	55%	-42
Independents	24%	38%	38%	-14
Republicans	60%	25%	15%	+45
Northeast	19%	35%	46%	-27
South	30%	30%	40%	-10
Midwest	18%	32%	50%	-32
West	21%	35%	44%	-23
Income under \$35K	19%	38%	43%	-24
Income \$35K to \$75K	23%	29%	48%	-25
Income over \$75K	33%	29%	38%	-5



UNIDOS US

STRONGER COMMUNITIES. STRONGER AMERICA.

HART
RESEARCH
ASSOCIATES

HOW WILL HEALTHCARE IMPACT THE 2018 LATINO VOTE?

*Key findings from quantitative research conducted
June and July 2018*