

Over the past decade, Latinos have sealed their place as the country's largest minority group. With the expanded national presence of this vibrant and youthful population, Hispanics increasingly contribute to the economic, social and political life of the country.

State Compared to the Nation

- Alaska has the 43rd largest Latino population.
- Between 2000 and 2014, Latino population growth ranked #32 in the country.
- Alaska has the 28th largest share of Latinos when compared to the total state population.

	Population (2014) ¹		Hispanic Population Share ¹	Percent Change (2000–2014) ²		Median Age (2014) ¹	
	Total	Hispanic		Total	Hispanic	Total	Hispanic
US	318,857,056	55,279,452	17.34%	13.30%	56.57%	37.7	28.4
AK	736,732	49,276	6.69%	17.51%	90.61%	33.3	25.2

Electoral Participation

- Alaska's Latino electoral share ranks #38 nationally.
- Between 2008 and 2012, the Hispanic electorate growth rate in Alaska ranked 28th in the country.

	Latino CVAP [‡]	Latinos Registered	Latinos Voted	Latino % of State Voters [‡]
2008	13,000	9,000	8,000	2.63%
2012	18,000	10,000	7,000	2.42%

Electorate Growth	2008-2012
White	1.80%
Black	0.00%
Latino	11.11%

Economic Wellbeing

Although Latinos have the highest labor participation rate of any demographic group, they are overrepresented in several high-growth occupations that tend to pay below-median wages. As a result, Latinos are vulnerable to economic downturns and experience high poverty rates, especially among working families with children.

Year: 2014 ¹	Total	Hispanic
Median Household Income	\$82,307	\$60,847

Year: 2015 ³	Total	Hispanic	Hispanic % of Total
In labor force	368,000	25,000	6.79%
Participation rate [†]	68.00%	73.10%	--
Unemployed	26,000	2,000	7.69%
Unemployment rate	7.10%	10.00%	--

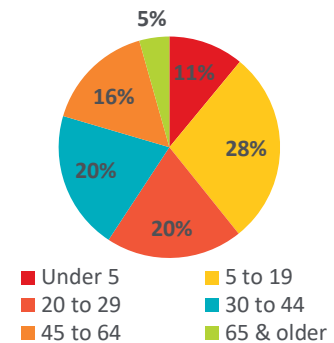
[†]The labor force participation rate is calculated using the civilian, noninstitutionalized population, not the total population.

Year: 2014 ¹	Total	Hispanic	Hispanic % of Total
Below poverty level	80,627	5,423	6.73%
Poverty rate	11.23%	11.40%	--
Under 18 below poverty level	28,851	2,446	8.48%
Child poverty rate	15.81%	14.80%	--

* The terms "Hispanic" and "Latino" are used interchangeably by the U.S. Census Bureau and throughout this document to identify persons of Mexican, Puerto Rican, Cuban, Central and South American, Dominican, and Spanish descent; they may be of any race.

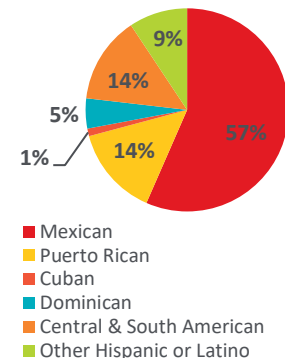
‡ CVAP: Citizen Voting-Age Population | Latino % of State Voters is calculated by dividing the number of Latino votes cast by the number of total votes cast.

Alaska Hispanic Population by Age, 2014



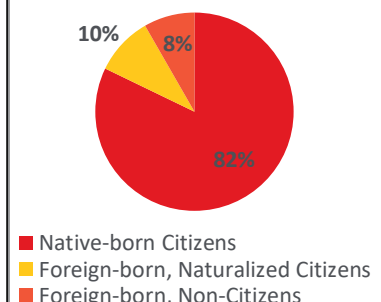
Source: U.S. Census Bureau, 2014 American Community Survey

Alaska Hispanic Population by Ethnic Subgroup, 2014



Source: U.S. Census Bureau, 2014 American Community Survey

Alaska Hispanic Population by Citizenship Status, 2014



Source: U.S. Census Bureau, 2014 American Community Survey

Education

Latinos are the fastest-growing student population in all regions of the country. They form a significant proportion of school enrollments from early childhood to higher education, and continue to narrow the educational attainment gap between them and their White peers.

Under 18 Population Breakdown ²	Total (2014)	Growth Rate (2000–2014)	Hispanic % of Total
Population, 0–4 years (Total)	53,408	12.22%	10.13%
Population, 0–4 years (Latino)	5,411	68.99%	--
School-age population, 5–17 yrs (Total)	133,361	-6.82%	8.48%
School-age population, 5–17 yrs (Latino)	11,315	60.22%	--

Enrollment, grades 1–12 ¹	Total Children Enrolled	2013 High School Dropout Rate	Hispanic % of Total Children Enrolled
Total Population	124,606	5.92%	8.85%
Latino	11,024	***	--

Proportional Educational Attainment, Age 25 & Over ¹	Some High School or less	HS Diploma and GED	Some College and Associate's	Bachelor's or higher
Total Population	7.15%	28.38%	36.47%	28.00%
Latino	12.58%	26.57%	44.14%	16.71%

Health Insurance

Due to various factors, a significant portion of the Latino population remains uninsured. Despite high workforce participation rates, Latinos are less likely to be offered coverage through their employer. However, with the recent implementation of the Affordable Care Act, Latinos are projected to see significant coverage gains both in public and private insurance when the law is fully implemented.

Year: 2014 ⁴	% with Employer-Sponsored Coverage	% with Medicaid Coverage	Uninsured Rate (All Ages)	Uninsured Rate (0-17)	Hispanic % of Uninsured
Total Population	56.90%	10.20%	17.21%	11.41%	9.92%
Latino	50.57%	28.49%	26.19%	21.23%	--

Homeownership

Hispanics and other minorities will fuel the long-term growth in the housing market over the next 20 years, which will in turn fuel overall economic growth. However, Latinos and other minorities currently have little access to affordable mortgage credit which, if not corrected, could dampen the impact on the overall economy.

Year: 2014 ¹	Number of Homeowners	Homeownership Rate	Hispanic % of Total Homeowners
Total Population	156,006	62.49%	3.75%
Latino	5,855	40.56%	--

¹ U.S. Census Bureau. "2014 American Community Survey." <http://factfinder2.census.gov/faces/tableservices/> (accessed January 2016). Percentages calculated by UnidosUS.

² U.S. Census Bureau. "2000 & 2010 American Community Survey." <http://factfinder2.census.gov/faces/tableservices/> (accessed January 2016). Percentages calculated by UnidosUS.

³ U.S. Bureau of Labor Statistics. "Employment Status of the Civilian Noninstitutional Population, by Sex, Race, Hispanic or Latino Ethnicity, Marital status, and Detailed age, 2015 Annual Averages." <http://www.bls.gov/gps/#tables> (accessed January 2016).

⁴ U.S. Bureau of Labor Statistics. "Current Population Survey, Annual Social and Economic Supplements, 2014." <http://www.census.gov/cps/data/cpstablecreator.html> (accessed January 2016). Percentages calculated by UnidosUS.

⁵ U.S. Census Bureau. "Table 4b. Reported Voting and Registration, by Sex, Race and Hispanic Origin, for States: November 2010 & 2012." <http://www.census.gov/hhes/www/socdemo/voting/publications/p20/2012/tables.html> (accessed January, 2016). Percentages calculated by UnidosUS.