

LATINO PARTICIPATION IN MIDTERM ELECTIONS: A QUICK GLANCE

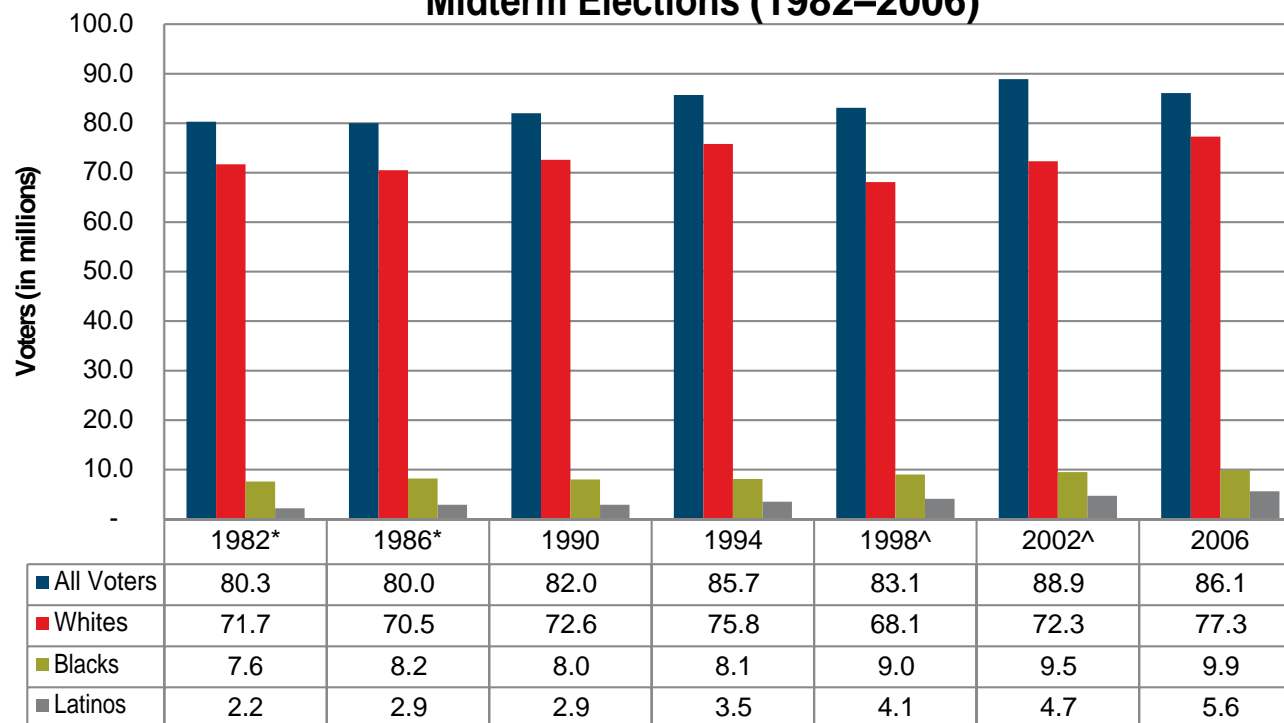
Updated October 12, 2010

NCLR
NATIONAL COUNCIL OF LA RAZA

Clarissa Martínez De Castro

Midterm Elections—All Voters

Reported Voter Turnout by Race and Hispanic Origin for Midterm Elections (1982–2006)

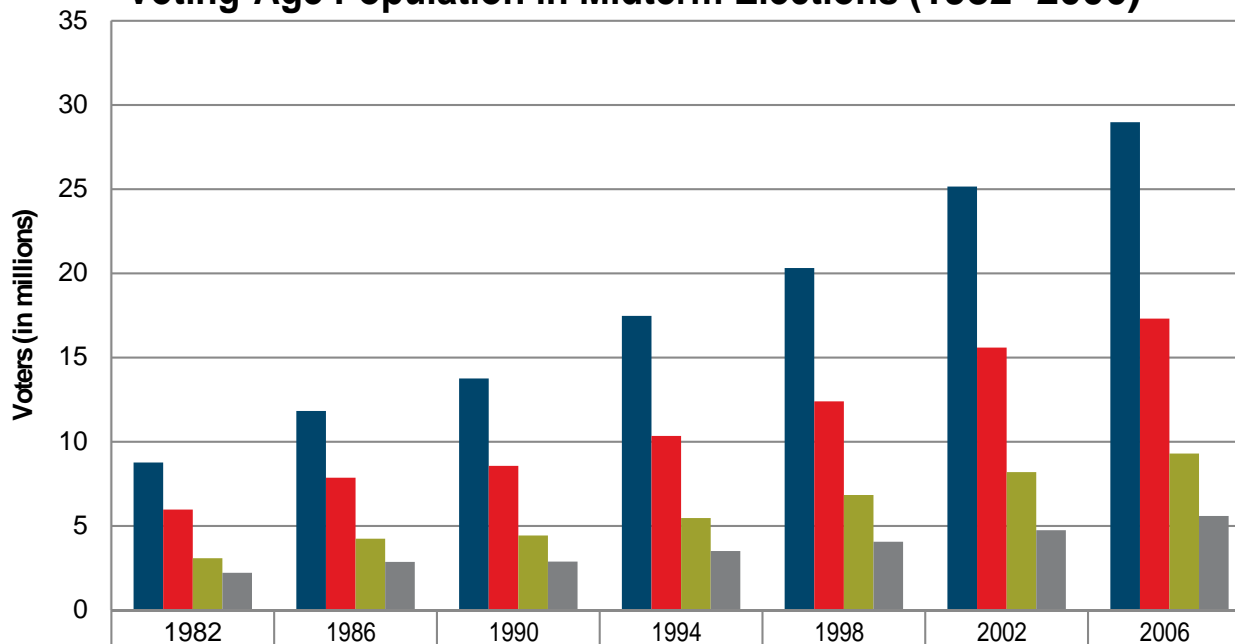


- Latinos constitute a small but growing segment of the electorate.
- Though growing nationally, the Latino vote is concentrated in nine states, increasing its influence in those states and on the national political landscape.
- As of 2008, 85% of Latino voters were concentrated in ten states. In order of the number of Latino voters in each, these are: CA, TX, FL, NY, AZ, NJ, IL, NM, CO, and PA.

Source: U.S. Census Bureau, "Population Characteristic (P20) Reports and Detailed Tables," <http://www.census.gov/hhes/www/socdemo/voting/publications/p20/index.html> (accessed October 1, 2010), Table 2.
 * Report utilized "Spanish origin" persons as the category used for "Latino" here.
 ^ Indicates that non-Hispanic Blacks and non-Hispanic Whites were distinguished and used in the analysis

Midterm Elections—Latinos

Reported Registration and Voting of the Latino Voting-Age Population in Midterm Elections (1982–2006)



	1982	1986	1990	1994	1998	2002	2006
■ Voting Age	8.77	11.83	13.76	17.48	20.32	25.16	28.98
■ Citizen	5.98	7.87	8.57	10.35	12.4	15.6	17.32
■ Registered	3.09	4.25	4.44	5.47	6.84	8.2	9.3
■ Voted	2.22	2.87	2.89	3.52	4.07	4.75	5.6

Source: U.S. Census Bureau, "Population Characteristic (P20) Reports and Detailed Tables," <http://www.census.gov/hhes/www/socdemo/voting/publications/p20/index.html> (accessed October 1, 2010), Table 4a.
 * Report utilized "Spanish origin" persons as the category used for "Latino" here.

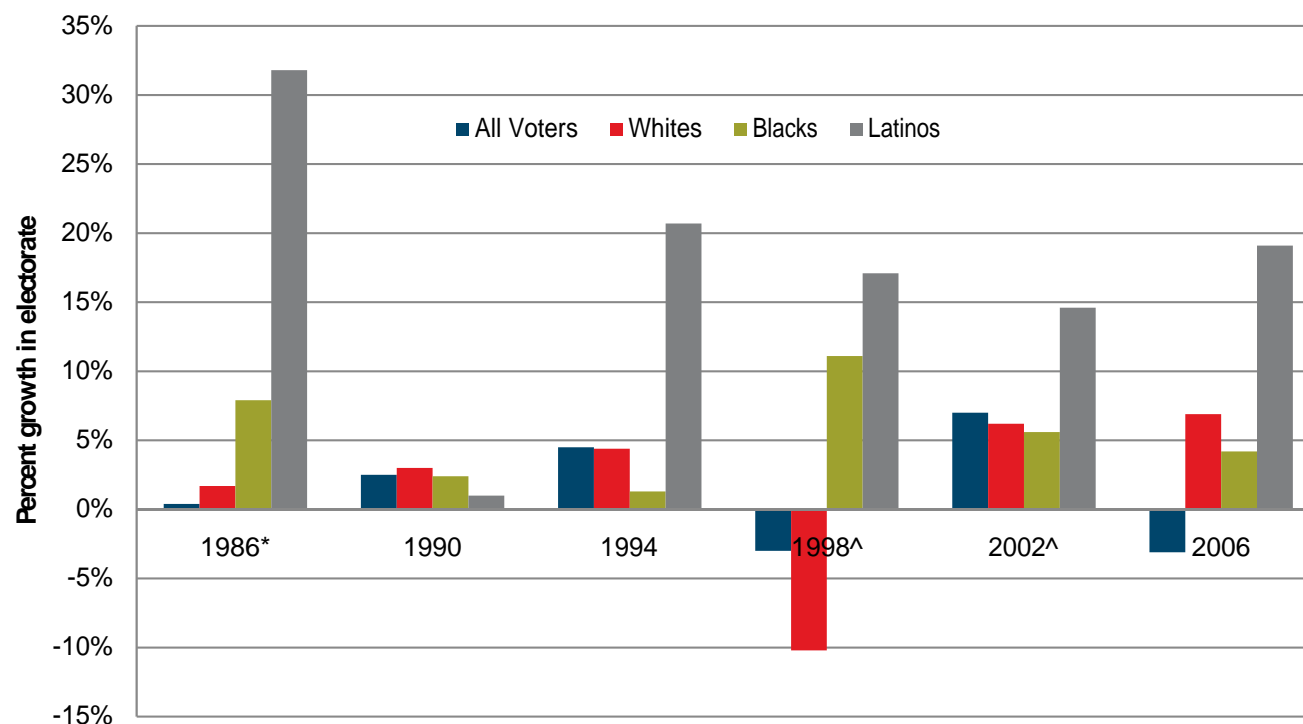
- Latinos are a young population, and many among those of voting age are not yet citizens.
- Even without factoring in demographic growth, the gap between those who are citizens and those who vote shows ample potential for growing this electorate.
- While work to fulfill that potential continues, it is already clear that Latinos are an essential factor in winning national elections, as well as races in several key states.

Latino Electoral Growth

4

Numbers from U.S. Census data

Reported Voter Growth Rate by Race and Hispanic Origin for Midterm Elections (1986–2006)



Source: NCLR calculation using U.S. Census Bureau, "Population Characteristic (P20) Reports and Detailed Tables," <http://www.census.gov/hhes/www/socdemo/voting/publications/p20/index.html> (accessed October 1, 2010), Table 2.

* Report utilized "Spanish origin" persons as the category used for "Latino" here.

^ Indicates that non-Hispanic Blacks and non-Hispanic Whites were distinguished and used in the analysis

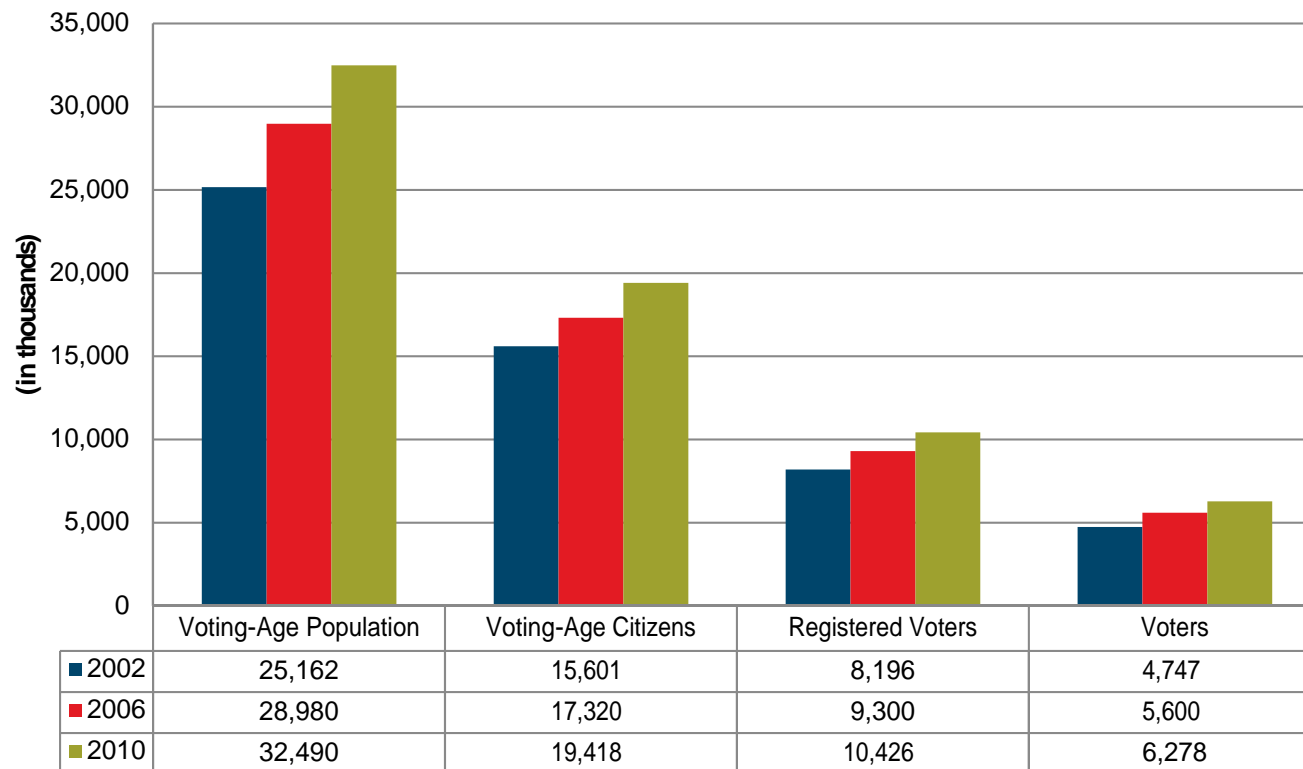
- Although Latino registration and voting numbers still lag behind other groups, Latino electoral growth has been consistently in the double digits.
- Between 1990 and 2006, the number of Latino registered voters more than doubled, growing by 109%, and the number of Latinos who voted nearly doubled, growing by 94%.
- By comparison, in that period, the number of Blacks who voted grew by 23% and the number of Whites grew by 6.5%.

Latino Vote in 2010—Projected

5

Numbers from U.S. Census data

Projected 2010 Hispanic Voters



□ A simple “straight line” trend analysis suggests a likely increase of 700,000 Latino voters in the 2010 election, for a total of 6.3 million Latino voters.

Source: U.S. Census Bureau, “Population Characteristic (P20) Reports and Detailed Tables,” <http://www.census.gov/hhes/www/socdemo/voting/publications/p20/index.html> (accessed October 1, 2010). Calculations for 2010 by National Council of La Raza.

Select NCLR Reports and Commissioned Polling on Latino Participation

6

For more information, contact Clarissa Martínez De Castro at cmartinez@nclr.org.

- *Catalysts and Barriers to Attaining Citizenship: AN ANALYSIS of ya es hora ¡CIUDADANIA!* (2010)
- *Latino Reaction to Arizona Immigration Law* (2010)
- *Citizenship Beyond Reach* (2009)
- *The Latino Electorate: Profiles and Trends* (2007)
- *Election-Eve Survey of Latino Voters* (2006)
- *How Did Latinos Really Vote in 2004?* (2004)
- *Mobilizing the Vote: Latinos and Immigrants in the 2002 Midterm Election* (2002)
- *Mobilizing the Latino Vote: Tapping the Power of the Hispanic Electorate* (2002)
- *The Latino Vote in the '90s* (2000)

www.ndr.org/vote

VOTE FOR
RESPECT
NOVEMBER 2
Text **VOTE** to **62571**