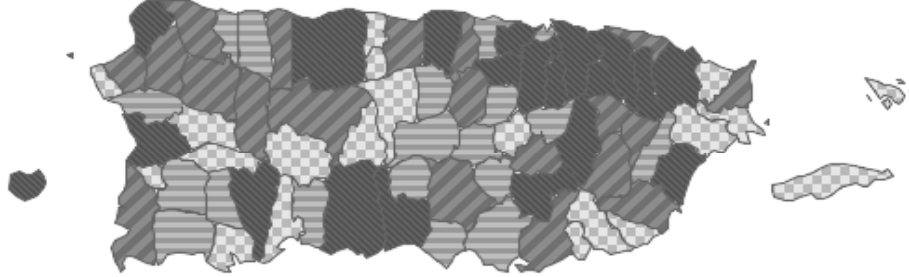


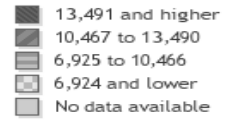
# Municipio Snapshot

## Characteristics of Children and Youth in Puerto Rico, by *Municipio* \*

### Fajardo



Population per municipio



**Total Population Under Age 18 in Puerto Rico, 2000.**

### Population Characteristics

	1990				2000			
	Total		Under Age 18		Total		Under Age 18	
	Number	%	Number	%	Number	%	Number	%
Fajardo	-	-	-	-	40,712	1%	11,789	29%
Puerto Rico	-	-	1,154,527	33%	3,808,610	100%	1,092,101	29%

Definition: The number of people from all ages, male and female, living in a specific geographical location.

	1990				2000			
	Total		Under Age 15		Total		Under Age 15	
	Number	%	Number	%	Number	%	Number	%
Fajardo	747	1%	5	0.6%	655	1%	2	<0.5%
Puerto Rico	66,374	100%	350	0.5%	59,329	100%	272	0.5%

Definition: The number of live births from mothers residing in a specific location.

	2000	
	Number	%
Fajardo	1,549	31%
Puerto Rico	131,584	27%

Definition: The number or share of families with own children under 18 years of age living in the household, headed by a female without a spouse present in the home. "Own children includes never-married persons under age 18 who are the sons or daughters of the householders. The householders' stepchildren and adopted children also are counted as *own children* .

### Economic Indicators

	2000	
	Number	%
Fajardo	1,608	43%
Puerto Rico	133,324	40%

Definition: The number or share of children under six years of age living in families where parents have regular, full-time employment. For children living in married-couple families, this means both parents worked at least 35 hours per week, at least 50 weeks in the previous calendar year. For children living in single-parent families, this means that the resident parent worked at least 35 hours per week, at least 50 weeks in the previous calendar year. Children living with neither parent were accounted for as not having secure parental employment because these children are likely to be economically vulnerable.

	1999	
	Number	%
Fajardo	6,158	53%
Puerto Rico	626,521	58%

Definition: The number or share of people under 18 years of age, regardless of marital status, who are related to the householder. It does not include the householder's spouse or foster children. The federal poverty definition consists of a series of thresholds based on family size and composition. In 1999, the poverty threshold for a family of two adults and two children was \$16,895. Poverty status is not determined for people in military barracks or institutional quarters, or for unrelated individuals under the age of 15 (such as foster children).

**Health**

	1990		2000	
	Number	%	Number	%
<b>Low Birth Weight Babies, by Mother's Place of Residence<sup>2</sup></b>				
Fajardo	66	9%	68	10%
Puerto Rico	6,064	9%	6,402	11%
<b>Infant Deaths, by Mother's Place of Residence<sup>3</sup></b>	<b>Number</b>	<b>Rate</b>	<b>Number</b>	<b>Rate</b>
Fajardo	10	13	5	8
Puerto Rico	886	13	575	10
<b>Child Deaths, by Place of Residence<sup>2</sup></b>	<b>Number</b>	<b>Rate</b>	<b>Number</b>	<b>Rate</b>
Fajardo	2	23	2	21
Puerto Rico	266	30	179	21

**Definition:** The number or share of live births weighing less than 2,500 grams (5.5 pounds). The data are reported by place of mother's residence, not place of birth. Each year there is a small number of births in which the weight of the newborn is not recorded, and births of unknown weight are not included in these calculations.

**Definition:** Infant deaths is the number of deaths occurring to infants under one year of age. Infant Mortality Rate is the number of deaths occurring to infants under one year of age, per 1,000 live births. The data are reported by mother's place of residence, not place of death.

**Definition:** Child Deaths is the number of deaths to children between the ages of 1 and 14, from all causes. Child Mortality Rate is the number of deaths to children between the ages of 1 and 14, from all causes, per 100,000 children in this age range. The data are reported by place of residence.

**Adolescent Concerns**

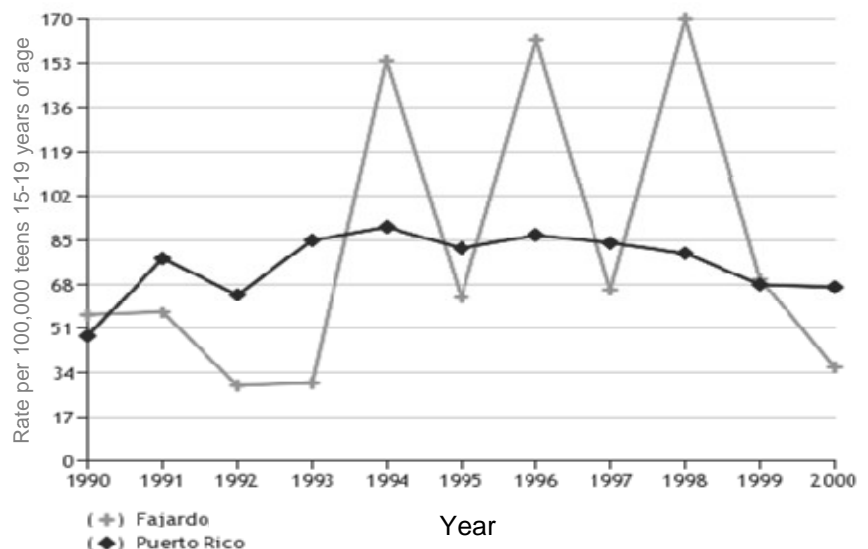
	1990		2000	
	Number	Rate	Number	Rate
<b>Teen Births, by Mother's Place of Residence<sup>2</sup></b>				
Fajardo	64	59	45	52
Puerto Rico	5,001	51	4,488	49
<b>Teen Deaths, by Place of Residence<sup>3</sup></b>	<b>Number</b>	<b>Rate</b>	<b>Number</b>	<b>Rate</b>
Fajardo	2	56	1	36
Puerto Rico	247	48	269	67

**Definition:** Teen Births is the number of live births to teenagers between the ages of 15 and 17. Data reflect the mother's place of residence, rather than place of birth. This measure of teenage childbearing focuses on the fertility of all females ages 15 to 17, regardless of marital status. Teen Birth Rate is the number of births to teenagers between the ages of 15 and 17, per 1,000 females in this age group.

**Definition:** Teen Deaths is the number of deaths from accidents, homicides, and suicides to teenagers between the ages of 15 and 19. Teen Death Rate is the number of deaths from accidents, homicides, and suicides to teens between the ages of 15 and 19, per 100,000 teens in this age group. The data are reported by place of residence, not where the death occurred.

For additional information, contact **KIDS COUNT - Puerto Rico Project at NCLR - Puerto Rico**  
 654 Ave. Muñoz Rivera Suite 1003  
 San Juan, Puerto Rico 00918-4130  
 Telephone (787) 641-0546  
 Fax (787) 641-0545  
 Email [nclr-pr@nclr.org](mailto:nclr-pr@nclr.org) or visit <http://kidscount.nclr.org>.

**Teen Death Rate, 15 to 19 Years of Age (1990-2000)**



**Data Sources:**

<sup>1</sup>Children in Puerto Rico: Results from the 2000 Census, Mark Mather, Population Reference Bureau, August 2003.

<sup>2</sup>Mothers, Children, and Adolescents Division, Department of Health, Puerto Rico, March 2004.

<sup>3</sup>NCLR analysis of data from Mothers, Children, and Adolescents Division, Department of Health, Puerto Rico, March 2004.

