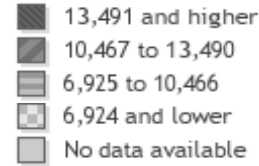
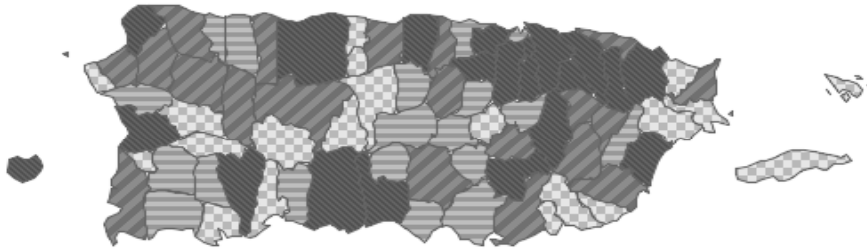


Municipio Snapshot

2005/2006

Characteristics of Children and Youth in Puerto Rico,
by Municipio*

Carolina



Total Population Under Age 18 in Puerto Rico, 2000¹

Socioeconomic Indicators

Total Population ²	Number	%
Carolina	187,578	5%
Puerto Rico	3,927,776	100%
Estimated Population Under Age 18 ²	Number	%
Carolina	45,930	24%
Puerto Rico	1,018,658	26%
Births, by Mother's Place of Residence ³	Number	%
Carolina	2,258	4%
Puerto Rico	50,561	100%
Children in Single-Parent Families ²	Number	%
Carolina	16,701	48%
Puerto Rico	435,563	47%
Female Headed Households ²	Number	%
Carolina	15,606	45%
Puerto Rico	303,285	37%
Children Below the Poverty Line ²	Number	%
Carolina	19,235	42%
Puerto Rico	555,375	56%

Definition: Total population is the number of people from all ages, male and female, living in a specific geographical area.

Definition: Estimated population under 18 is the number of people under 18 years of age living in a specific geographical area.

Definition: Births by mother's place of residence is the number of live births from mothers residing in a specific location.

Definition: Children in single-parent families includes the percentage of children under age 18 who live with their own single parent, either in a family or subfamily. In this definition, single-parent families may include cohabiting couples and do not include children living with stepparents.

Definition: The number or share of families with their own children under 18 years of age living in the household, headed by a female without a spouse present in the home. "Own children" includes never-married persons under age 18 who are the sons or daughters of the heads of the household. The heads' stepchildren and adopted children are also counted as "own children."

Definition: The number or share of people under 18 years of age, regardless of marital status, who are related to the head of the household. It does not include the head's spouse or foster children, regardless of age. The federal poverty definition consists of a series of thresholds based on family size and composition. In 2006, the poverty threshold for a family of two adults and two children was \$20,444. Poverty status is not determined for people in military barracks or institutional quarters, or for unrelated individuals under the age of 15 (such as foster children).

* The production of this profile was made possible by funding from the Annie E. Casey Foundation, through its support of NCLR's KIDS COUNT Puerto Rico Project. The contents are the sole responsibility of NCLR, and do not necessarily reflect the opinions of NCLR's funding sources.

Children's Health

Low Birth Weight Babies, by Mother's Place of Residence ³	Number	%
Carolina	253	11.2%
Puerto Rico	6,488	12.8%
Infant Mortality Rate ³	Number	Rate
Carolina	15	6.6
Puerto Rico	467	9.2
Child Mortality Rate ³	Number	Rate
Carolina	2	6
Puerto Rico	111	14

Definition: The number or share of live births weighing less than 2,500 grams (5.5 pounds). The data are reported by place of mother's residence, not place of birth. Each year there is a small number of births in which the weight of the newborn is not recorded, and births of unknown weight are not included in these calculations.

Definition: Infant deaths is the number of deaths occurring to infants under one year of age. Infant mortality rate is the number of deaths occurring to infants under one year of age, per 1,000 live births. The data are reported by mother's place of residence, not place of death.

Definition: Child deaths is the number of deaths to children between the ages of 1 and 14, from all causes. Child mortality rate is the number of deaths to children between the ages of 1 and 14, from all causes, per 100,000 children in this age range. The data are reported by place of residence.

Adolescent Concerns

Teen Birth Rate ³	Number	Rate
Carolina	139	35
Puerto Rico	3,562	40
Teen Death Rate ³	Number	Rate
Carolina	7	55
Puerto Rico	192	65
Teens that are High School Dropouts ²	Number	%
Carolina	750	8%
Puerto Rico	20,223	9%
Teens that Are Attending School and Are Not Working ²	Number	%
Carolina	1,456	15%
Puerto Rico	33,637	14%

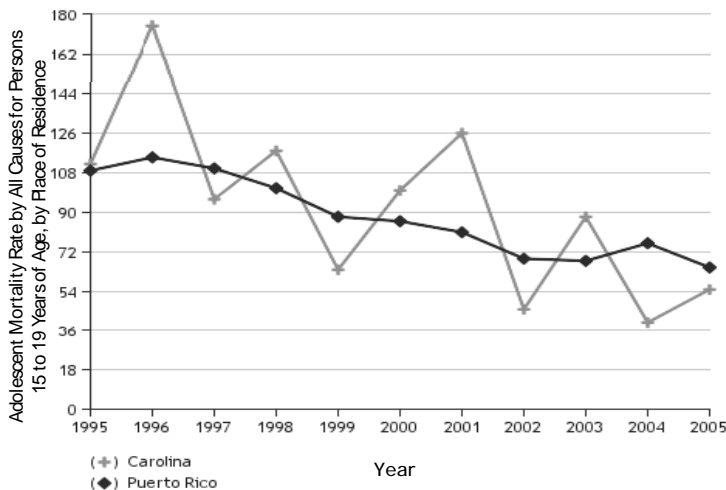
Definition: The number of live births to teenagers between the ages of 15 and 17. Data reflect the mother's place of residence, rather than place of birth. This measure of teenage childbearing focuses on the fertility of all females ages 15 to 17, regardless of marital status. Teen birth rate is the number of births to teenagers between the ages of 15 and 17, per 1,000 females in this age group.

Definition: Teen deaths is the number of deaths from all causes to teens between ages 15 and 19, per 100,000 teens in this age group. The data reported by place of residence, not the place where death occurred.

Definition: The percent of teens that are high school dropouts is the percent of teenagers between ages 16 and 19 who are not enrolled in school and are not high school graduates. Those who have a GED or equivalent are included as high school graduates. The measure used here is defined as a status dropout rate.

Definition: The percent of teens not attending school and not working is the percent of teenagers between ages 16 and 19 who are not enrolled in school (full-time or part-time) and are not employed. This measure is sometimes referred to as "idle teens" or "disconnected youth."

Teen Death Rate (1995-2005)⁴



For more information, contact:

KIDS COUNT - Puerto Rico

654 Ave. Muñoz Rivera Suite 1003
San Juan, Puerto Rico 00918-4130
Telephone (787) 641-0546
Fax (787) 641-0545
Email nclr-pr@nclr.org
or visit: <http://kidscount.nclr.org>

Sources:

¹U.S. Census Bureau, 2000 United States Census

²U.S. Census Bureau, 2005 Puerto Rico Community Survey

³Census Data and Health Statistics Center, Faculty of Biosocial Sciences and Graduate School of Public Health, Medical Sciences Campus, University of Puerto Rico, San Juan: Puerto Rico, October 6, 2008.

⁴CLIKS: Community-Level Information on Kids, <http://kidscount.nclr.org/> (line graph for *municipio* data; accessed October 29, 2008).

